

**2017**

**2017-045**

**2017 08**

1.

2.

( )

3.

4.

5.

1

2

3

2017 6 30

13,947.89



.....	2
.....	6
.....	9
.....	12
.....	24
.....	39
.....	43
.....	44
.....	45
.....	128





3

	468,230.56	25 21.8
	2,430,972.03	
	21,530,292.45	
	990.00	
	3,664,572.76	
	20,765,912.28	--

1

1

1

	20,595.05	38.27%
5,362.23	115.41%	

1




2

1.

2017 6 30

2.

2017 6 30

28

2

1		ZL201410439072.6	2017.3.29	20	2431105

2

20,595.05                      38.27%

41.36%

4.47

3,995.38

54.70%

5,362.23

115.41%

2017

1

2

3

1,329.83

4

1.

	205,950,458.47	148,946,166.24	38.27%	
	120,774,883.35	94,001,228.69	28.48%	
	9,055,741.17	7,404,542.71	22.30%	
	30,898,073.77	18,422,627.73	67.72%	
	2,421,619.74	-328,194.39	837.86%	

	178,575,066.24	107,305,916.48	39.91%	26.75%	16.97%	5.02%
	20,645,939.03	13,007,518.02	37.00%	232.35%	639.54%	-34.69%
	6,728,091.15	460,272.24	93.16%	265.08%	-8.53%	20.46%
	205,949,096.42	120,773,706.74	41.36%	38.27%	28.48%	4.47%

	2,430,972.03	3.98%		
	3,176,697.04	5.20%		
	21,999,513.01	36.04%		
	147,967.51	0.24%		

**1**

	214,871,685.83	23.01%	247,647,081.76	27.75%	-4.74%	
	139,478,912.68	14.94%	126,903,108.35	14.22%	0.72%	
	81,568,519.05	8.74%	91,669,950.10	10.27%	-1.53%	
	175,226,295.38	18.77%	178,213,070.52	19.97%	-1.20%	
	2,063,784.60	0.22%	2,780,236.10	0.31%		

**3**

2016 12 30

1,000

3%

13,168.7m2 3,691.6m2

2017 1 4

**1**

317,715,147.91	295,037,044.25	7.69%

**2**

			6,600,000.00	44.00%						-	0.00		2017 06 21	www.cni nfo.com. cn
	--	--	6,600,000.00	--	--	--	--	--	--	-	0.00	--	--	--

3


				406,539. 69	406,539. 69			0.00	0.00		2015 08 22	
	--	--	--	406,539. 69	406,539. 69	--	--					





6

1



40,000,0 2017 2017 40,000,0  
00 01 20 02 24 00

				40,000,000	2017 05 18	2017 09 06					535,232.88	202,520.55
				10,000,000	2017 05 18	2017 08 30					109,479.45	29,589.04
				30,000,000	2017 06 22	2017 09 25					405,986.30	29,260.27
				10,000,000	2017 06 22	2017 09 25					135,328.77	9,753.42
				10,000,000	2017 06 27	2017 08 29					124,684.93	3,369.86
				310,000,000	--	--	--	170,000,000	--		3,089,148.41	1,669,997.7
												0
)					2015 08 22							
)					2015 09 08							
						2						1.5

---

**3****1****2**

10%

			20,000,000.00	68,068,193.47	25,231,658.38	22,751,802.54	6,112,478.45	5,201,573.29

---



2017 3 1

3

2017 6 30

13,947.89

4

5

6

7








			1% 12			
			2%			
			20			





1

2

,

			1			
			2			
			1		2015 06 01	





4

1

5

40t/a

JSW201201 1

JSW201201 1

2

4,002.52 3

4

3 88

4 101

8000 1.26%

5 21.20

6 12

	12	24
	24	36
	36	48
		30%
		30%
		40%

7  
(1)

2016-2018

	2015	2016
	2015	2017
		20%
		50%

A

B

× 1+

1 2016 3 25

2 2016 4 19 2016

< >

3 2016 5 18

< >

88 84 101.00 95.80

2016 5 18 84 95.80

5 1 2016 6

21

83 95.75 21.20

2016 6 23

6 2017 6 8

2015 2016

95.75 239.375 21.20 / 8.325183

/

8

7 2017 6 20

2017

6 23 718,125 0.3548%

638,436 0.3154%

11

2016 5 18 2016

-2019



**1**

**2**

**1**

	47,997,500	59.29%			71,996,250	-2,203,874	69,792,376	117,789,876	58.20%
1									
2									
3	47,997,500	59.29%			71,996,250	-2,203,874	69,792,376	117,789,876	58.20%
	47,997,500	59.29%			71,996,250	-2,203,874	69,792,376	117,789,876	58.20%
4									

1.2017 2 13

2016

2016 12 31

820957,5006



---

	610,050		610,050
-	600,000		600,000



--	--	--	--	--	--	--	--	--	--

**1**

2017 6 30

	214,871,685.83	247,647,081.76
	44,019,407.02	30,920,938.66
	139,478,912.68	126,903,108.35
	7,878,263.21	2,747,296.40
	660,958.90	486,875.00
	677,487.77	497,122.53
	81,568,519.05	91,669,950.10

---

	160,000,000.00	110,000,000.00
	649,155,234.46	610,872,372.80



283,168,992.20	403,556,252.94
14,756,678.83	21,210,356.14



---

	176,719,066.78	191,994,936.43
	10,000,000.00	



|

4

	190,488,655.93	148,574,850.00
	114,397,707.58	93,792,191.24
	2,842,030.75	1,220,885.85
	8,942,782.30	6,761,907.62
	29,433,953.23	17,796,527.66
	2,435,912.89	-321,138.70
	2,911,730.69	3,926,304.99
	2,430,972.03	2,289,343.11
	31,955,510.52	27,687,514.45
	21,999,183.01	1,302,002.24
	130,195.44	121,715.85
	53,824,498.09	28,867,800.84
	6,352,382.36	2,916,217.80
	47,472,115.73	25,951,583.04
1.		
2.		

1.		
2.		
3.		
4.		
5.		
6.		
	47,472,115.73	25,951,583.04

**5**

	157,631,850.35	81,792,591.80
	15,673,914.41	3,618,116.54

	173,305,764.76	85,410,708.34
	68,601,589.27	41,424,777.26
	17,862,586.95	14,632,919.57
	24,309,985.27	21,176,223.43
	21,274,941.90	10,947,973.09
	132,049,103.39	88,181,893.35
	41,256,661.37	-2,771,185.01
	250,000,000.00	240,000,000.00
	2,222,257.99	2,323,677.36

|

|

---

	2,222,257.99	2,323,677.36
	252,222,257.99	242,323,677.36
	16,961,834.27	50,807,044.25
	290,000,000.00	244,000,000.00

	80,957			403,556								
	,500.0											
	0											

3



	80,000				382,882				25,064,		191,986		679,934
	,000.0				,898.22				765.35		,799.53		,463.10
	0												
	957,50				19,341,	21,210,					4,893,1		3,981,8
	0.00				500.00	356.14					68.25		12.11

2													
	80,957,500.00				402,224,398.22	21,210,356.14			25,064,765.35		196,879,967.78		683,916,275.21

8

	80,957,500.00				403,556,252.94	21,210,356.14							



2017

---

			25,951,	25,951,58
			583.04	3.04



**3**

12

**4**

**5**

(1)

(2)

**6**

(1)

33

(2)

**7**

(1)

(2)

**8**

**9**

(1)

(2)

**10**

1.

2.

(1)

(2)

(1)

(2)

(3)

1)

13

!-x -qPW0



**11****1**

	10%

**2**


1 1	5.00%	5.00%
1 2	10.00%	10.00%
2 3	30.00%	30.00%
3 4	50.00%	50.00%
4 5	50.00%	50.00%
5	100.00%	100.00%

**3**

--	--

**12**

**14**

1.

2.

(1)

(2)

À 0 0 €

4.

(1)

**16**

**1**

**2**



3.

19

20

21

1

1.

2.

	( )
	50-69
	5
	5

3.

(1)

(2)

(3)

(4)

(5)

22

,

23

1

1

24

1

2

(1)

(2)

1)

2)

3)

**3**

(1)

(2)

**4**

**25**

1.

2.

**26**

1.

2.



1)

2

3

4

**29**

**1**



		5%	9%	13%	15%	17%
		7%	5%			
		15%				

20%

1.2% 12127.88 662.98 297.16 28.02 reW\*hBT0 gC21 9 Tf282.76 679.42 TdC

	117,233.30	181,609.20
	213,798,212.53	247,465,472.56
	956,240.00	
	214,871,685.83	247,647,081.76

2

3

0 5 19.65810 10 11/11/2017 10:08:14 146-4 1173c448 966056603 11/11/2017 10:08:14

5

1

	164,542,320.98	100.00%	25,063,408.30	15.23%	139,478,912.68	148,770,217.22	100.00%	21,867,108.87	14.70%	126,903,108.35
	164,542,320.98	100.00%	25,063,408.30	15.23%	139,478,912.68	148,770,217.22	100.00%	21,867,108.87	14.70%	126,903,108.35

1			
		111,294,481.52	5.00%
1		111,294,481.52	5.00%
1 2		19,988,978.92	10.00%
2 3		15,762,122.83	30.00%
3 5		9,454,396.22	50.00%

**3**



**4**

(%)

**2**

		(%)
	2,279,507.13	28.93
	1,944,000.00	24.68
	480,000.00	6.09
	300,000.00	3.81
	275,373.21	3.50
	5,278,880.34	67.01

**7****1**

	660,958.90	486,875.00

9

1

	715,776.60	100.00%		5.35%						

3

--	--

--	--	--	--	--	--

4

	376,250.00	368,811.00
	339,526.60	186,202.77
	715,776.60	555,013.77

5

		248,000.00		34.65%	12,400.00
		56,095.56	1	7.84%	2,804.78
		50,000.00	1-2	6.99%	5,000.00
		33,113.73	1	4.63%	1,655.69
		22,300.00	1	3.12%	1,115.00
	--	409,509.29	--	57.21%	22,975.47

6

--	--	--	--	--

7

8

10

1

	10,147,472.85		10,147,472.85	12,851,573.93		12,851,573.93
	18,509,501.17					





19

1

1.	146,305,311.31	59,844,098.48	5,207,765.08	15,077,788.98	226,434,963.85
2.	234,966.15	4,618,352.42	400,000.00	856,176.45	6,109,495.02
1	234,966.15	3,488,254.13	400,000.00	829,176.45	4,952,396.73
2		1,130,098.29			

2



3



4



5



--	--	--	--	--	--	--	--	--	--	--	--	--	--

**3**

--	--	--

**21**

--	--	--


**22**

	153,846.16	44,177,252.13
	30,769.24	2,503,672.37
	20,512.82	481,063.24

2



26





---

		3,514,970.40
		-3,514,970.40
	61,143,322.17	54,720,000.00

**31****1**

--	--	--

**2**

--	--

---

	39,125,696.13	32,877,487.28
	23,979,302.94	29,173,416.44

	1,883,274.36	16,617,189.35	18,500,463.71	

2

1	1,875,352.01	13,518,003.15	15,393,355.16	
2		593,211.60	593,211.60	
3		515,400.16	515,400.16	
1 6	1 3			

---

	1,540,522.92	655,307.66
	93,534.83	14,215.14
	40,086.35	6,092.20
	26,724.24	4,061.48
	37,080.81	17,100.39
	37,215.11	18,840.16
	178,777.66	131,830.33
	26,878,651.64	23,802,247.16

**39**


--	--

---

	84,124.29	
	16,646,803.12	22,865,683.51

**2****1**

	14,756,678.83	
	96,000.00	
	14,852,678.83	--





46

1



2



--	--	--

**49**

--	--	--

54

1

2

55

	402,144,152.94		121,436,250.00	280,707,902.94
	1,412,100.00	1,048,989.26		2,461,089.26
	403,556,252.94	1,048,989.26	121,436,250.00	283,168,992.20

56

	21,210,356.14		6,453,677.31	14,756,678.83
	21,210,356.14		6,453,677.31	14,756,678.83

57


58

--	--	--	--	--

59

--

	31,285,737.14			31,285,737.14
	31,285,737.14			31,285,737.14

**60**

	227,461,415.83	191,986,799.53
+ -		
	227,461,415.83	



---

	137,500.00	
	-936,418.23	-372,682.36
	3,138,879.54	3,103.44
	81,658.43	41,384.53



---

								/
						250,000.00		
						218,230.56		
	--	--	--					

---

	-2,940.36
	7,413,239.78

**73****74****1**

	128,230.56	1,052,000.00

	1,968,040.03	4,246,122.94
	21,274,941.90	10,947,973.09

**3**

--	--	--

**4**

--	--	--

**5**

--	--	--

**6**

--	--	--

**75****1**

1	--	--
	53,622,256.90	24,893,168.25
	3,176,697.04	3,861,976.99
	9,096,270.16	4,346,508.09
	481,063.24	312,627.01
	14,772.14	

---


**4**

	211,205,685.83	238,709,441.76
	117,233.30	181,609.20
	211,088,452.53	238,527,832.56
	211,205,685.83	238,709,441.76

**76****77**

--	--	--


**78****1**

	--	--	
	18,401,545.75	6.77	

2

79

80



3



4

5

6

2

1



( )

1.

2.

( )

( )

1.

2.





3

4

5

1

2

1

2

Ã G ó

3

/

2

	178,575,066.24	107,305,916.48		
	20,645,939.03	13,007,518.02		
	6,728,091.15	460,272.24		
	205,949,096.42	120,773,706.74		

3

4

7

8

1

1





5

6


2

1

	32,358,421.23	100.00%	773,145.35	2.39%	31,585,275.88	12,796,448.21	100.00%	805,147.75	6.29%	11,991,300.46
	32,358,421.23	100.00%	773,145.35	2.39%	31,585,275.88	12,796,448.21				

3

--	--



--

7

8

3

	20,000,000.00		20,000,000.00	20,000,000.00		20,000,000.00
	20,000,000.00		20,000,000.00	20,000,000.00		20,000,000.00

	2,430,972.03	2,289,343.11
	2,430,972.03	2,289,343.11

	468,230.56	25
		21.8
	2,430,972.03	
	21,530,292.45	
	990.00	
	3,664,572.76	
	20,765,912.28	--

2

--	--

**3**

**1**

2017

: