

			300487
			SUNRESIN NEW MATERIALS CO.,LTD,XI'AN
			sunresin
			72
			710075
			72
			710075
			www.sunresin.com
			pub@sunresin.com

	72	72
	029-88445729	029-88445729
	029-88453538	029-88453538
	pub@sunresin.com	pub@sunresin.com

	www.cninfo.com.cn

	128 9

	9		2015 7 2 -2018 12
	15		31

	2015	2014		2013
	295,373,404.92	286,037,979.88	3.26%	254,176,836.42
	50,853,605.50	59,703,510.89	-14.82%	62,032,054.48
	45,508,480.96	58,090,126.99	-21.66%	57,977,194.19
	24,849,434.44	26,546,255.89	-6.39%	72,600,575.34
/	0.73	1.00	-27.00%	1.03
/	0.73	1.00	-27.00%	1.03
	9.60%	16.57%	-6.97%	20.07%
	2015	2014		2013
	808,850,542.07	476,578,508.56	69.72%	437,377,757.13
	679,934,463.10	384,476,478.66	76.85%	335,938,754.11

	74,352,441.43	75,853,924.22	53,229,754.36	91,937,284.91
	15,422,631.97	13,102,892.69	9,436,467.06	12,891,613.78

	13,033,451.97	12,796,025.69	8,900,477.46	10,778,525.84
	-16,063,964.95	-13,505,108.77	19,940,257.89	34,478,250.27

	2015	2014	2013	
	-546,375.39	-8,489.23	-18,825.00	
	4,046,000.00	1,907,029.11	5,084,378.17	
	2,876,927.09			
	-88,104.00		-44,200.00	
		-150.00	-206,539.90	
	943,323.16	285,005.98	759,952.98	
	5,345,124.54	1,613,383.90	4,054,860.29	--

1 —

1 —

	273,833.76	

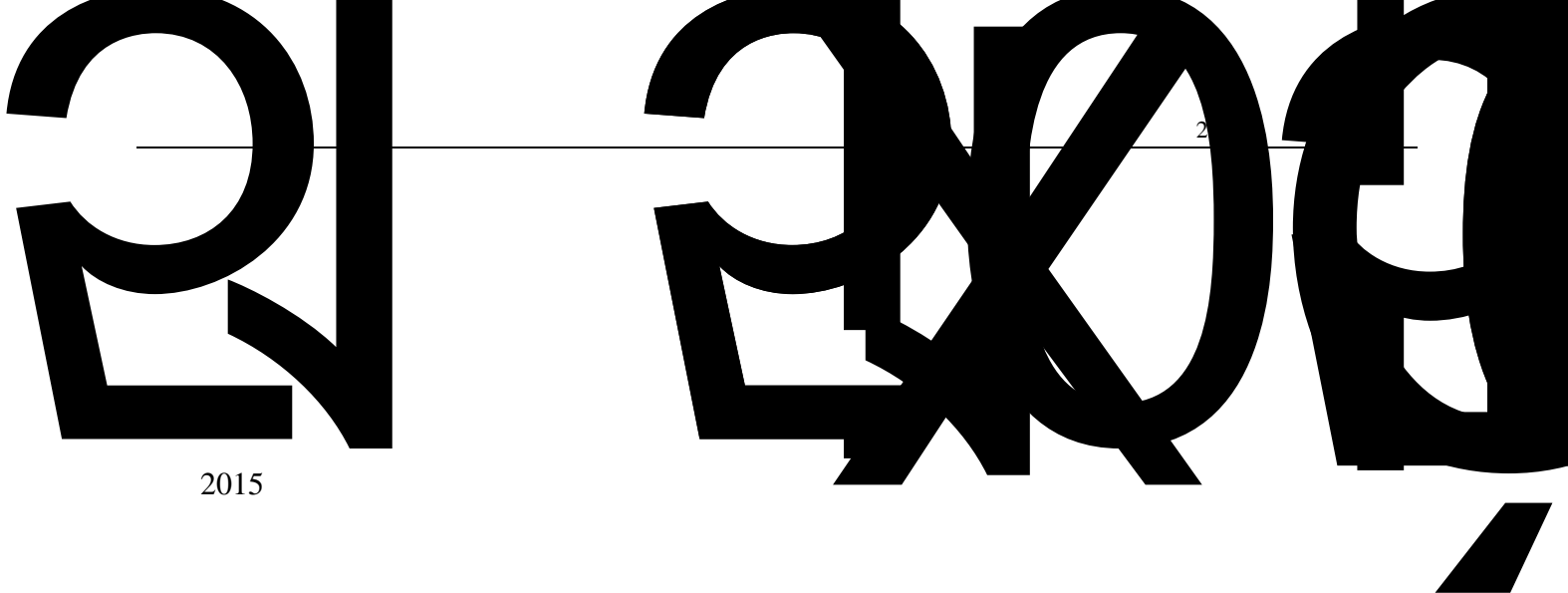
	21.95%
	207.54%
	31.70%
	48.71%
	297933.10%
	50.65%
	324.56%

1

74

2

3



2015

		2.95	3.26%	1.87
6.20%		5,534.72	18.12%	5,848.48
15.56%		5,085.36	14.82%	
				41.55% 25.70%
1.75		69.72%		
8.09		6.39%		
2484.94				

1

2015

2

74

6,960.62

4,689.61

4

	295,373,404.92	186,555,303.38	36.84%	3.26%	6.20%	-1.75%
	274,631,458.54	171,085,857.71	37.70%	12.67%	11.04%	0.16%
	20,515,672.79	13,517,198.99	34.11%	-24.52%	-11.52%	-10.43%
	246,752,133.44	150,490,728.60	39.01%	-1.55%	0.77%	-1.39%
	48,621,271.48	36,064,574.78	25.83%	37.38%	37.13%	0.14%

1

			2015	2014	
			8,490.56	7,077.89	19.96%
			8,977.51	8,154.15	10.10%
			2,868.26	2,381.3	20.45%
			18	19	-5.26%
			18	19	-5.26%
			0	0	0.00%

30%

		2015		2014		
		132,294,209.47	70.91%	121,676,400.67	69.27%	1.65%

	36.31%
--	--------

5

1		27,310,030.77		15.07%
2		11,366,880.56		6.27%
3		10,101,235.04		5.58%
4		8,863,914.81		4.89%
5		8,147,370.81		4.50%
	--	65,789,431.99		36.31%

	2015	2014		
	15,525,601.40	10,968,049.29	41.55%	
	36,971,537.12	29,412,662.28	25.70%	
	-3,758,082.73	-2,275,856.49	-65.13%	

1,884.44

6.38%

2015		2014		2015	
	194,595,484.90	24.06%	147,759,490.50	31.00%	-6.94%
	110,660,719.89	13.68%	108,479,548.84	22.76%	-9.08%

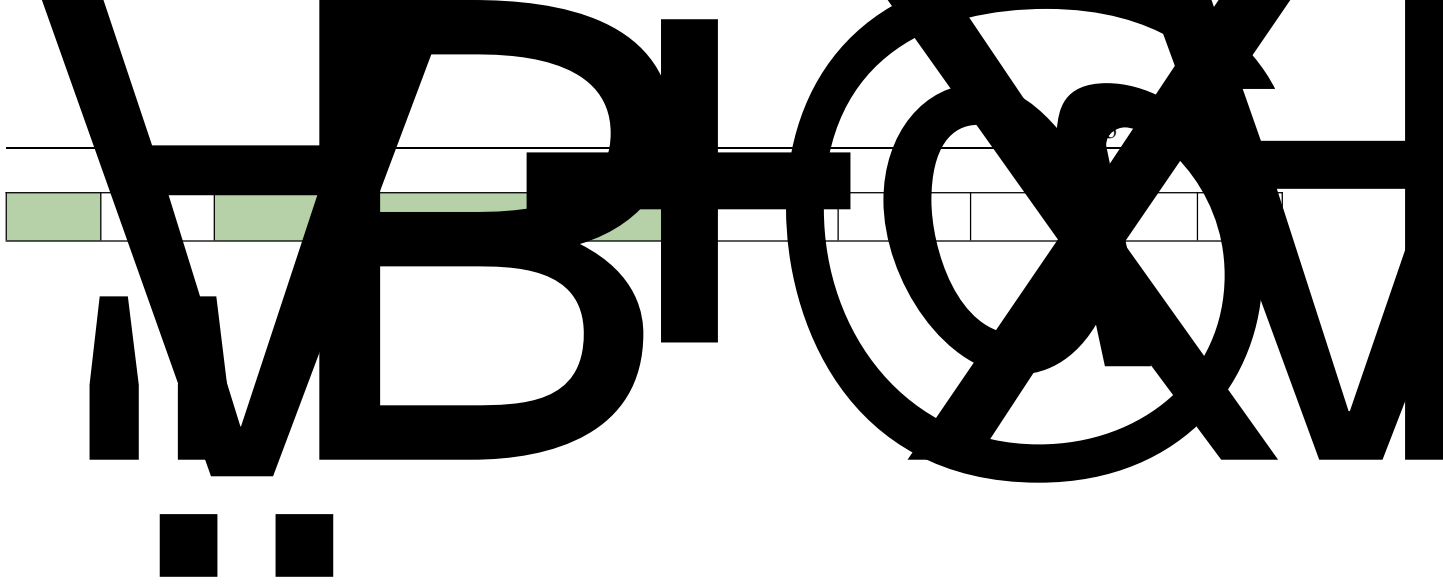
2015		25,532.87	6,960.62	6,960.62	0	0	0.00%	18,625.25		0
	--	25,532.87	6,960.62	6,960.62	0	0	0.00%	18,625.25	--	0
2015			6,960.62	2015						
	53		6,960.62							
	53	2015	12	31	18,625.25					

	1	2	2015	9	7	2015	2	2015
							1.5	15,000.00
			21,000.00					
			335,068.49					
	2016	1	5					

[1]

10%

				20,000,000. 00	29,451,450. 71	20,006,153. 38	29,103,273. 50	-26,192. 98	-34,711 .28



1 Né, Qmá é Rb7 GY8rD

(4)

2015 08 25			
2015 09 01			
2015 10 30			
2015 11 06			
2015 11 11			


10

10

0

0% 3

2015	20,000,000.00	50,853,605.50	39.33%	0.00	0.00%
2014	10,724,321.06	59,703,510.89	17.96%	0.00	0.00%
2013	11,165,786.34	62,032,054.48	18.00%	0.00	0.00%





) T CS40 Yōrā » CS

1

	55
	5

			2015	2015							
			4,600 04	09 10 09		4,600		110.7	110.7		
			2015	2015							
			4,400 11	18 12 21		4,400		13.13	13.13		
			2015	2015							
			3,000 09	22 11 23		3,000		18.09	18.09		
			2015	2015							
			2,000 09	22 11 23		2,000		12.06	12.06		
			2015	2015							
			1,000 09	24 10 29		1,000					

	2	1.5
--	---	-----

		40t/a	2012 03 16										2014 7	

--	--	--	--	--	--	--	--	--	--	--	--	--	--	--



0 ° à € É6Ñ Ð Ðœ(O A Q œ0 >|6Ñr ; © = Ê Ä Aè [2015]1177

2015 6 30

2,000

8,000 2,000 2015 7 2 0.73 6,000 27.00%

8.50 / 32.64%

	0	0	500	500		2016 7 4
	0	0	500	500	--	--

A 2015 06 19	14.83		20,000,000	2015 07 02		

7 2 “ ” 300487
 60,000,000 80,000,000

1 60,000,000 80,000,000

	股份数量 (股)	比例 %
一、限售流通股 (或非流通股)	60,000,500	75.00
04 高管锁定股	500	0.00
05 首发前个人类限售股	53,220,000	66.53
06 首发前机构类限售股	6,780,000	8.48
无限售流通股	19,999,500	25.00
其中未托管股数	0	0.00

2 15.94% 19.33%

	12,348		11,087		0		9		0
		5%		10					
		25.80%	20,640,000 0		20,640,000 0				
		19.35%	15,480,000 0		15,480,000 0				

		13.65%	10,920,000		10,920,000		
		3.68%	2,940,000		2,940,000		
		3.45%	2,760,000		2,760,000		2,200,000
		3.23%	2,580,000		2,580,000		
		3.23%	2,580,000		2,580,000		
		1.35%	1,080,000		1,080,000		
		1.28%	1,020,000		1,020,000		
		0.25%	203,100		0	203,100	
10							
4							
10							
					203,100		203,100
					186,800		186,800
					124,449		124,449
					100,100		100,100
					100,000		100,000
	55				90,000		90,000
					85,100		85,100
					68,000		68,000
					63,400		63,400
					61,800		61,800
10			10			10	10
10		10					

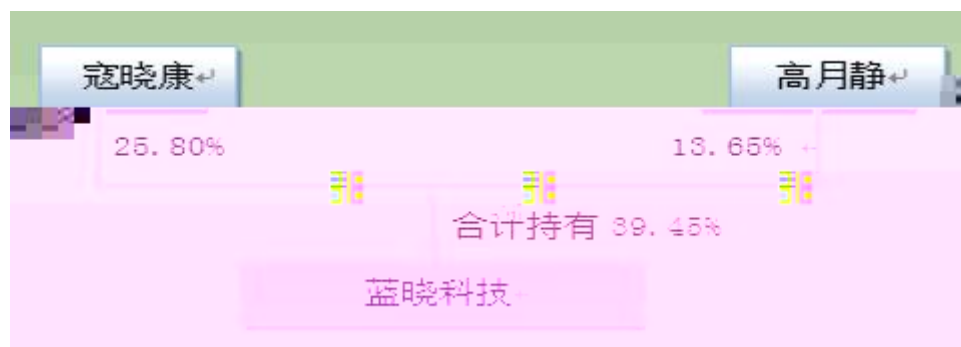
		2,700		
5	200,400		203,100	
		100,100		100,100

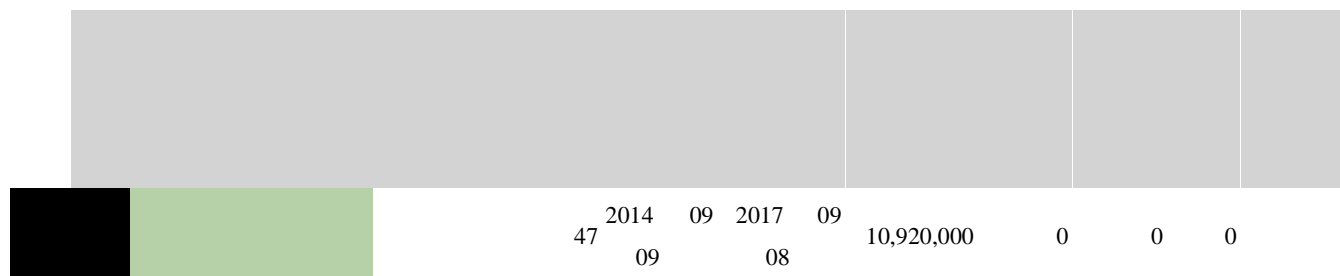
10

10

10

10







1999

2015

16

2015

214.55

			47		20.47	
			49		27.93	
			47		22.15	
			49		21.62	
			53		21.28	
			36		13.35	
			50		3	
			53		3	
			66		0.5	
			48		2.5	
			52		19.8	
			37		15.99	
			36		10.73	
			44		0	
			46		17.05	
			36		15.18	
	--	--	--	--	214.55	--

[Redacted]	294
[Redacted]	13
[Redacted]	309
[Redacted]	309
[Redacted]	0
[Redacted]	
[Redacted]	

1

	2016 04 25	
	www.cninfo.com.cn	
		100.00%
		100.00%

	<p style="text-align: right;">0.5%</p> <p>0.5% 1% 1%</p> <p style="text-align: right;">0.5%</p>	<p style="text-align: right;">0.5%</p> <p style="text-align: right;">0.5% 1%</p> <p style="text-align: right;">1%</p> <p style="text-align: right;">0.5%</p> <p>0.5% 0.5% 1% 1%</p>
		0
		0
		0
		0

	2016 04 21
	2016 2328

12 31

2015

2015

1

2


2015 12 31

2015

2015 12 31

	194,59

	47,936,593.90	39,309,140.87
	87,517,090.18	28,457,390.78
	34,185,554.88	27,647,915.71
	3,251,444.00	2,158,312.03
	40,000,000.00	9,421,582.08
	212,890,682.96	106,994,341.47
	808,850,542.07	476,578,508.56



	191,986,799.53	156,920,908.27
	679,934,463.10	384,476,478.66
	679,934,463.10	384,476,478.66
	808,850,542.07	476,578,508.56

	87,517,090.18	28,457,390.78
	34,185,554.88	27,647,915.71
	3,220,947.37	2,158,455.15
	40,000,000.00	9,421,582.08
	232,734,382.60	126,994,484.59
	829,299,730.99	474,390,129.30
	59,851,622.38	33,284,169.07
	62,923,562.26	28,173,017.56
	1,523,543.22	21,546.72
	20,142,704.34	27,095,005.32
	3,767,366.98	1,463,769.57
	148,208,799.18	90,037,508.24





2.

2

1.

2.



	-3,692,967.83	-2,124,171.91
	5,651,145.63	3,373,

	27,785,960.65	14,138,777.31
	23,038,085.28	20,983,010.37
	182,005,192.66	170,938,630.93
	24,849,434.44	26,546,255.89

	317,365,238.89	13,530,339.88
	-225,487,303.58	-13,529,067.88
	268,868,700.00	
	43,000,000.00	
	311,868,700.00	
	43,000,000.00	
	13,976,106.70	9,184,975.85
	13,295,189.40	
	70,271,296.10	9,184,975.85
	241,597,403.90	-9,184,975.85
	4,384,879.65	270,593.19
	65,345,749.47	2,218,856.68
	125,875,633.67	123,656,776.99
	191,221,383.14	125,875,633.67

	60,000				
	,000.0	147,554	20,001,	156,920	384,476
	0	,198.22	372.17	,908.27	,478.66
	20,000				
“ ”	,000.0	235,328	5,063,3	35,065,	295,457
	0	,700.00	93.18	891.26	,984.44
				50,853,	50,853,
				605.50	605.50
	20,000				
	,000.0	235,328			255,328
	0	,700.00			,700.00
1	20,000				
	,000.0	235,328			255,328
	0	,700.00			,700.00
2					
3					
4					
			5,063,3	-15,787,	-10,724,
			93.18	714.24	321.06
1			5,063,3	-5,063,3	
			93.18	93.18	
2					
3					

2					
3					
4					
1					
2					
	80,000				3
	,000.0				:
	0				





1

	60,000,000.00			147,554,198.22				20,001,372.17	156,797,050.67	384,352,621.06		
	60,000,000.00			147,554,198.22				20,001,372.17	156,797,050.67	384,352,621.06		
“ ”	20,000,000.00			235,328,700.00				5,063,393.18	34,846,217.57	295,238,310.75		
									50,633,931.81	50,633,931.81		
	20,000,000.00			235,328,700.00						255,328,700.00		
1	20,000,000.00			235,328,700.00						255,328,700.00		
2												
3												
4												
								5,063,393.18	-15,787,714.24	-10,724,321.06		
1								5,063,393.18	-5,063,393.18			
2									-10,724,321.06	-10,724,321.06		
3												
1												

2											
3											
4											
1											
2											
	80,000,0				382,882,8				25,064,76	191,643	679,590,9
	00.00				98.22				5.35	,268.24	31.81

	60,000,0				147,554,1				14,043,41	114,341	335,938,8
	00.00				98.22				6.02	,231.71	45.95
	60,000,0				147,554,1				14,043,41	114,341	335,938,8
	00.00				98.22				6.02	,231.71	45.95
									5,957,956	42,455,	48,413,77
									.15	818.96	5.11
										59,579,	59,579,56
										561.45	1.45
1											
2											

(1)

33 —

(2)

(1)

(2)

(1)

(2)

”

“

1.

2.

(1)

(2)

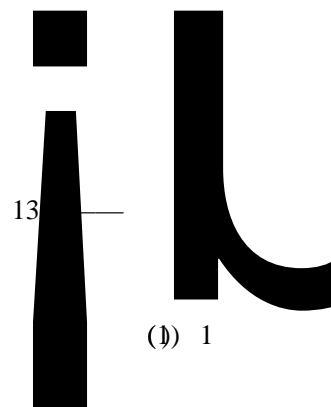
(2)

(3)

2)

1)
14 —

(1)





5.
(1)

(2)

(3)
1)

2)

1	1	5.00%	5.00%
1	2	10.00%	10.00%
2	3	30.00%	30.00%
3		50.00%	50.00%
3	4	50.00%	50.00%
4	5	50.00%	50.00%
5		100.00%	100.00%

(2)

1.

2.

4.

3.

22 —

(2)

1)

“ ”

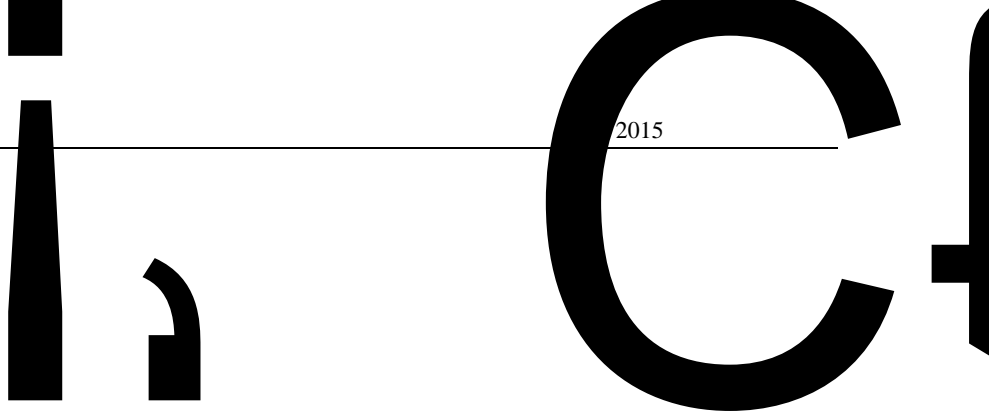
2)

“ ”

1.

2.

		10-20	5	9.50-4.75
		3-5	5	31.67-19.00
		4-5	5	23.75-19.00
		3-5	5	31.67-19.00



1.

2.

1.

2.

(1)

1)

2)

3)

(2)

3

(3)

3.

(2) (1) (3) (4) (5)

,

1 1

(1)

(2)

1)

2)

(3)

2.

3.

4.

(1)

(2)



		17% 6% 5% 9%
		13% 15%
		7% 5%
		15% 25%
	20%	1.2%
		12%
		3%
		2%

	15%
	15%
	25%

1 2014 15 2014 2014 3

2014 15 2014 15%

2 2011 58 2004 86

2015 15%

--	--	--

	43,856.67	187,399.67
	193,051,628.23	147,572,090.83
	1,500,000.00	
	194,595,484.90	147,759,490.50

--	--	--

	28,591,429.73	19,646,719.24
	1,469,200.00	567,000.00
	30,060,629.73	20,213,719.24

	0.00

	40,310,480.35	
	40,310,480.35	

2,274,981.60

0.00

--	--	--

	65,800.00

--	--	--	--	--	--

		(%)	
	10,352,000.00	8.14	517,600.00
	10,084,964.80	7.93	1,692,999.44
	7,561,600.00	5.94	658,660.00
	6,223,655.80	4.89	311,182.79
	5,225,595.00	4.11	261,279.75
	39,447,815.60	31.01	3,441,721.98

1	1,142,317.10	86.99%	2,204,225.16	97.93%
1 2	134,499.75	10.24%	46,568.72	2.07%
2 3	36,300.00	2.77%		
	1,313,116.85	--	2,250,793.88	--

1

1


		(%)
	220,000.00	16.75
	181,739.80	13.84
	171,000.00	13.02
	140,000.00	10.66
	100,000.00	7.62
	812,739.80	61.89

	1,006,991.78	
	1,006,991.78	

--	--	--	--	--

()		
-----	--	--

()				
-----	--	--	--	--





--	--	--	--	--	--	--

--	--

--	--	--	--	--

--	--	--

	156,000,000.00	
		52,343.18
	156,000,000.00	52,343.18



--	--	--

1					
4.					
1.	27,403,891.62	16,890,262.41	2,003,419.20	1,639,020.67	47,936,593.90
2.	17,284,005.62	18,234,092.00	2,097,769.26	1,693,273.99	39,309,140.87

--	--	--	--	--	--

--	--	--	--	--	--



3,315,

--	--	--

--	--	--

--	--	--

1.	28,532,099.38				28,532,099.38
2.	6,732,297.70	471,698.11			7,203,995.81

	20,094,968.99	3,026,444.00	14,370,816.99	2,158,312.03
	1,500,000.00	225,000.00		
	21,594,968.99	3,251,444.00	14,370,816.99	2,158,312.03

		3,251,444.00		2,158,312.03

		43,812.88	335,045.69
		43,812.88	335,045.69

	40,000,000.00	3,989,355.00
	3,514,970.40	5,432,227.08
	-3,514,970.40	
	40,000,000.00	9,421,582.08

--	--	--

--	--	--	--	--

--	--	--

--	--	--

	25,892,126.18	29,092,941.62
	33,560,201.60	3,330,569.63
	1,673,934.64	1,390,470.63
	61,126,262.42	33,813,981.88

	40,390,412.76	29,373,017.56
	40,390,412.76	29,373,017.56

	11,380,470.57	14,605,071.22
	8,465,697.20	9,968,097.86
	47,558.33	2,072,518.30
	297,020.51	389,563.53
	131,864.95	37,935.68
	127,294.51	179,536.20
	84,863.00	119,690.79
	32,717.61	50,790.22
	15,949.83	6,510.37
	20,583,436.51	27,429,714.17

--	--	--

--	--	--

--	--	--

1

	2,746,024.00	1,100,000.00
		170,045.07
	1,043,995.04	193,724.50
	3,790,019.04	1,463,769.57





--	--	--

--	--	--

--	--	--

--	--	--	--	--	--

--	--	--	--

		2,000,000.00	500,000.00	1,500,000.00	
		2,000,000.00	500,000.00	1,500,000.00	--

						/
		2,000,000.00	500,000.00		1,500,000.00	
		2,000,000.00	500,000.00		1,500,000.00	--

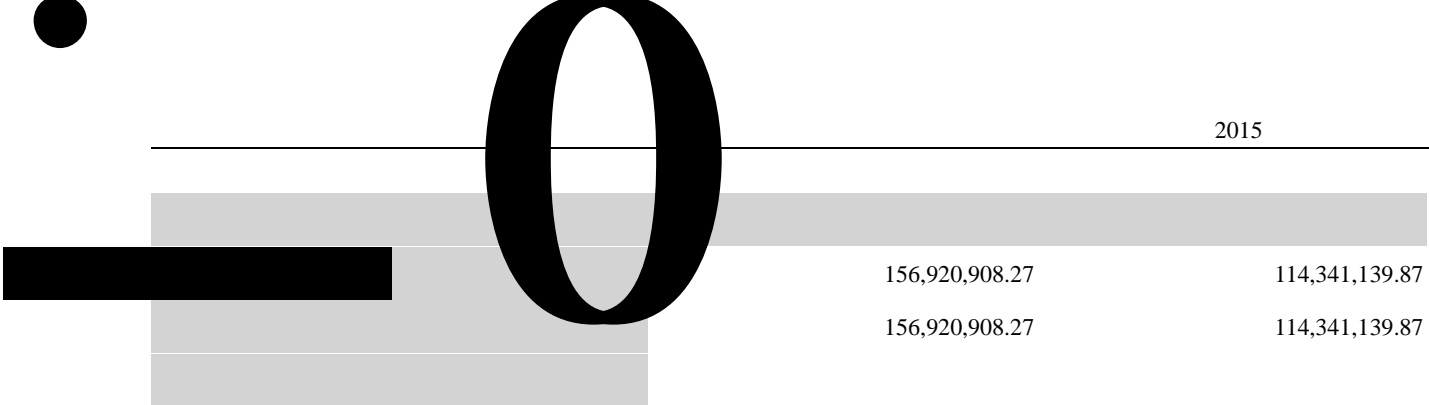
2015

” 200 “ 2014 6
 500,000.00 1,500,000.00

--	--	--

		+ —					
	60,000,000.00	20,000,000.00				20,000,000.00	80,000,000.00

2015 6 19
 14.83 2015 1177 20,000,000
 255,328,700.00 296 600 000.00 235,328,700.00
 2015 7 31 2015 220



156,920,908.27

114,341,139.87

156,920,908.27

114,341,139.87

	3,806,939.49	2,536,062.17
	2,942,336.04	2,251,874.12
	1,088,682.18	877,829.41
	847,762.20	141,059.55
	343,762.90	364,251.87
	299,288.61	198,329.43
	667,031.93	577,876.00
	15,525,601.40	10,968,049.29

	18,844,447.47	15,161,516.80
	9,590,533.95	7,995,902.94
	1,542,008.67	1,247,502.98
	1,553,045.21	953,255.27
	1,162,020.23	916,774.93
	1,068,174.35	1,467,671.17
	1,111,772.25	526,525.22
	677,178.80	515,516.50
	382,096.38	163,197.58
		464,798.89
	36,971,537.12	29,412,662.28

	1,983,748.79	3,310,747.63
	3,514,970.40	
	5,498,719.19	3,310,747.63

--	--	--

	2,876,927.09	
	2,876,927.09	

	4,046,000.00	1,907,029.11	4,046,000.00
	12,396.00	1,850.00	12,396.00
	4,058,396.00	1,908,879.11	4,058,396.00

								/
						1,000,000.00		

						210,000.00	
						360,000.00	
						720,000.00	
						600,000.00	
						420,000.00	
						500,000.00	
						236,000.00	
	--	--	--	--	--	4,046,000.00	--

	8,724,369.49	9,364,781.39
	-1,093,131.97	196,931.69
	7,631,237.52	9,561,713.08

		58,484,843.02
/		8,772,726.45
		5,200.31
		-1,136,957.01
		33,952.

	1,476,024.00	150,000.00
	759,556.13	2,096,046.95
		4,014,994.48
	359,269.62	455,965.79
	12,190,849.75	10,904,036.33

	1,500,000.00	
	3,000,000.00	

--	--	--

	13,295,189.40	
	13,295,189.40	

1	--	--
	50,853,605.50	59,703,510.89
	5,498,719.19	3,310,747.63
	8,492,343.02	7,900,119.08
	666,356.64	262,798.35
“ ”	546,375.39	8,489.23
“ ”	-3,113,904.52	-270,593.19
“ ”	-2,876,927.09	
“ ”	-1,093,131.97	196,931.69
“ ”	-11,661,193.71	-32,854,122.14
“ ”	-33,851,898.02	4,097,293.44
“ ”	11,389,090.01	-15,808,919.09
	24,849,434.44	26,546,255.89

2

--

--



3

--



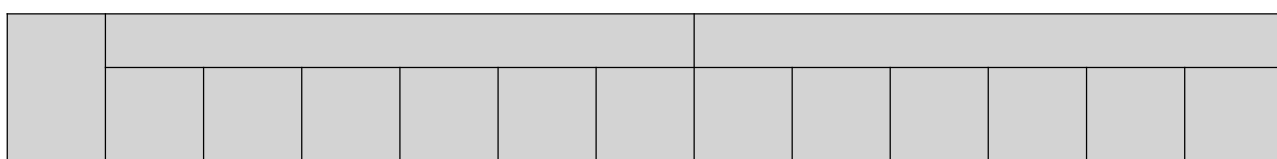
“ ”

	1,500,000.00	
	156,000,000.00	
	157,500,000.00	--

	8,953,278.37	6.4936	58,139,008.42
	68.65	7.0952	487.09
	1,048,810.67	6.4936	6,810,556.97



				100.00%		



20%

20%

	/	/

	/	/

	/	/
	--	--

				39.45%	39.45%


/



/




/




/

/



/



--	--	--	--	--

--

--	--	--	--



	20,000,000.00
--	---------------

2016 4 19

2016

S

88

10

--	--	--	--	--	--	--

(1)

(2)

(3)

/

	274,631,458.54	20,515,672.79	226,273.59		295,373,404.92
	171,085,857.71	13,517,198.99	1,952,246.68		186,555,303.38



--	--

--	--	--	--	--	--

	6,747,558.28	881,618.74
	660,000.00	419,800.00
		587,725.80
	93,599.66	203,855.87
	7,501,157.94	2,0

--	--	--	--	--

	20,000,000.00		20,000,000.00	20,000,000.00		20,000,000.00
	20,000,000.00		20,000,000.00	20,000,000.00		20,000,000.00

	20,000,000.00			20,000,000.00		
	20,000,000.00			20,000,000.00		



	273,833.76	

		/	/
	9.60%	0.73	0.73
	8.59%	0.65	0.65

2015