

里尹仄致辞

踏春而来 开启新的攀登

2023年，我们满怀信心，在高质量发展的道路上，砥砺前行，取得了令人瞩目的成绩。

回顾过去一年，我们经历了不平凡的时刻。

面对复杂多变的市场环境和激烈的行业竞争，我们始终保持战略定力，坚持创新驱动，不断提升核心竞争力。在全体员工的共同努力下，我们实现了业绩的稳步增长，为股东创造了良好的回报。

展望未来，我们将继续秉承“客户至上、质量第一”的经营理念，加大研发投入，推动技术创新，不断提升产品和服务的品质，为客户创造更大的价值。

同时，我们将积极履行社会责任，关注员工福祉，推动绿色发展，为实现可持续发展做出更大的贡献。我们将以更加饱满的热情和更加务实的作风，迎接新的挑战，开启新的攀登之旅。

感谢广大客户、合作伙伴和员工的支持与信任，我们将不负所托，再创佳绩。

在新的一年里，我们将继续秉承“诚信、专业、创新、共赢”的核心价值观，不断提升企业治理水平，推动企业高质量发展。

我们将以更加开放的姿态，拥抱变化，迎接挑战，为实现企业的宏伟目标而努力奋斗。

最后，衷心祝愿全体员工工作顺利、身体健康、阖家幸福。

谢谢大家！

蔚盛科技 董事长 里尹仄

2023年12月31日

（本声明已在公司官方网站及指定信息披露平台披露）

（本声明不构成任何投资建议，投资者据此操作，风险自担。）

（本声明仅供参考，不作为任何法律依据。）

（本声明解释权归公司所有。）

（本声明如有变更，恕不另行通知。）

（本声明如有遗漏，恕不另行通知。）

（本声明如有错误，恕不另行通知。）

（本声明如有不实，恕不另行通知。）

（本声明如有不实，恕不另行通知。）

（本声明如有不实，恕不另行通知。）

（本声明如有不实，恕不另行通知。）

（本声明如有不实，恕不另行通知。）

（本声明如有不实，恕不另行通知。）

（本声明如有不实，恕不另行通知。）

（本声明如有不实，恕不另行通知。）

（本声明如有不实，恕不另行通知。）

（本声明如有不实，恕不另行通知。）

（本声明如有不实，恕不另行通知。）

（本声明如有不实，恕不另行通知。）

（本声明如有不实，恕不另行通知。）

（本声明如有不实，恕不另行通知。）

（本声明如有不实，恕不另行通知。）

（本声明如有不实，恕不另行通知。）

（本声明如有不实，恕不另行通知。）

（本声明如有不实，恕不另行通知。）

（本声明如有不实，恕不另行通知。）

（本声明如有不实，恕不另行通知。）

（本声明如有不实，恕不另行通知。）

（本声明如有不实，恕不另行通知。）

（本声明如有不实，恕不另行通知。）

我们将继续秉承“诚信、专业、创新、共赢”的核心价值观，不断提升企业治理水平，推动企业高质量发展。

里尹仄

()

5.68

0

2023

10

.....	3
.....	9
.....	13
.....	58
.....	80
.....	89
.....	105
.....	112
.....	113
.....	116

2023

			300487
			SUNRESIN NEW MATERIALS CO.,LTD
			SUNRESIN
			135
			710076
			2017 8 11
			135
			710076
			b q
			www.sunresin.com
			pub@sunresin.com

	22

	125		2022 11 2025 12

	2023	2022	2021
	2,488,817,821.21	1,920,086,703.53	29.62 ,9.

B.S.

	0.00
	0.00
/	

	500,784,017.65	506,615,882.37	569,201,647.00	912,216,274.19
	133,874,457.07	212,128,058.83	172,185,808.26	198,844,316.97
	129,254,652.49	208,182,715.23	163,505,024.90	222,483,750.85
	129,317,646.12	52,723,636.90	250,790,629.12	236,484,377.68

	2023	2022	2021
3			

	-27,451,777.76	6,150,453.16	1,278,676.03	
	2,340,111.73		509,781.98	
		38,981,944.62		--
	-949,852.65	-274,487.73	22,040.01	--
	556,638.72	172,925.72		
	-742,233.44	8,517,647.73	2,999,177.43	
	1,092,877.54	904,351.78	931,086.71	
	-6,393,502.34	47,665,310.14	14,473,658.42	--

3



”



.”

d è

“

“ ”

VOCs

“ ”

“ ”

PFOS

O a”

0 4 9


† † >

r

1,824 /kg 2022 5G 29% 2023 7 2023 99.99% Wind 90%

1,465.3 38% SNE Research 35% 2023 QY Research 2023 70% 949.5 387.7GWh

39% 32%



GLP-1

	Markets and Markets	2019	237
2025	594	2019	16.5%
Valuates Reports	2026	2025	2020
279.4		3.7%	224.9

PPB PPT

	2016	"	"	2030	"
2030					
" "	2025"				Global
Information	2022	82		2030	
158.7		8.6%			

BCC

Research

2020

901


2021-2025

11.5%

2023

15.95

3 — “ ”



ST-DVB	8.05%	9,757.72	10,057.82
AC	1.43%	7,985.35	8,341.82

&

&



1		GR202361003671		-	2023.12.12- 2026.12.12
2		2022 A007		SEPLITE	2022.05.30- 2026.05.29
3		00222Q26452R5M-1		VOCs	2022.11.08- 2025.11.13
4		00222E34012R5M-1		VOCs	2022.11.08- 2025.11.13
5		CQM20S23889R1M-1		VOCs)	2024.1.22- 2027.01.08
6				/	2022.11.29-

		18122IP0936R1M			2025.11.21
7		00222EN0310R0M		VOCs)) -)	2022.06.06- 2025.06.05
8		FDA 10033224448	-	Ion Exchange resin, Adsorbent resin	2022.10.01- 2024.09.30
9		KOSHER	Kosher Supervision		2024.12.31
10		03137411	-	-	2019.09.27
11		6100601290		-	2016.07.19
12		6101360546			
13		SC20161012608303			2021.06.08- 2026.06.07
14		JY36101930112078			2020.12.11- 2025.12.10
15		2019 S-6			2023.06.27- 2027.06.26
16		Halal Certificate No.: APHC2021K0229- CN			2023.12.5- 2025.12.14

17

[2022]184

-

2022.08.02-
2025.08.02

18

a”

b

2025.

00222Q26452R5M-2

400

10-30

78 “ 59 PCT 6 ” 79

r

— — 6

4 /

CPC

7-ACA

GLP-1

UPW

	24.89	19.2	29.64%
	5.20	2.81	85.16%
	19.69	16.39	20.12%

24.89

29.64%

7.17

33.35%

5.2

20.9%

2022

85.16%

19.69

20.12%

79.1%

2019

-2023

6.3

8.2

10.8

16.4

19.7

15.56

62.54%

8.25


33.14%

“ + + ”

2023

48.9%

4.88



19,

2023

8

5.2

5000

2000

12

/

8.6

120

“ ”

“ ”

“

” “ ”

“ ”

+ +

500

I II III

(

Protein A

14 HPV)

2023

5.13

22%

UPW

70%

2023

1.8

37%

CO2

CO2

VOCs

2023

1.4

6%

BDO

MTBE

Puritech

02”

5.46

2023

“

2022-2023

A


MSCI

“

2023

200 ”

2023		2022	
2,488,817,821.21	100%	1,920,086,703.53	100%
			29.62%



	451,376,346.92	18.14%	404,008,583.59	21.04%	11.72%
	2,488,817,821.21	100.00%	1,920,086,703.53	100.00%	29.62%

3 — “ ”

	2,445,952,687.85	1,249,971,329.09	48.90%	28.65%	17.44%	4.88%
	1,556,443,561.55	760,694,583.47	51.13%	13.45%	-1.05%	7.16%
	824,819,237.91	454,293,256.79	44.92%	76.44%	71.49%	1.59%
	2,037,441,474.29	1,043,124,753.00	48.80%	34.39%	27.20%	2.89%
	451,376,346.92	234,501,322.38	48.05%	11.72%	-8.16%	11.25%

1

/	/		
---	---	--	--

49,258.00 47,704.58 1,556,443,561.55

8.14,

>|

бэ



	2023	2022	
	47,704.58	43,183.17	10.47%
	49,258.00	48,466.28	1.63%
	14,667.79	13,114.37	11.85%
	175.00	101.00	73.27%
	175.00	101.00	73.27%
	0	0	0.00%


2023		2022		
530,318,022.26	41.51%	562,217,767.62	52.46%	-10.95%
57,314,286.04	4.49%	52,743,120.63	4.92%	-0.44%
173,062,275.17	13.55%	153,781,504.43	14.35%	-0.80%
53,010,654.09	4.15%	41,954,059.13	3.91%	0.23%
46,182,313.77	3.61%	39,179,193.32	3.66%	-0.04%
448,401,262.61	35.10%	246,192,906.13	22.97%	12.12%
2,087,975.09	0.16%	2,741,891.81	0.26%	5'

0



5

1		428,808,594.32	17.23%
2		91,504,424.78	3.68%
3		82,266,360.94	3.31%
4		57,568,849.65	2.31%
5		55,863,948.80	2.24%
	--	716,012,178.49	28.77%



G

G

G

DMEM
BHK-21

PEG

PEG

600

A

	A A			
--	--------	--	--	--

	2023	2022	
	377	297	26.94%
	25.61%	23.00%	2.61%
	78	77	1.3%
	236	168	40.48%
	63	52	21.15%
	92	95	-3.16%
	15	159	35.22%
		43	62.79%

	2021
	76,830,551.59
	6.43%
	0.00%

	-139,818,664.24	-178,087,254.75	-21.49%
	693,413,288.70	64,298,452.78	978.43%
	268,204,83		

	89,425,000.00	1.57%	147,127,960.73	3.22%	-1.65%	
	61,570,096.72	1.08%	151,535,365.08	3.32%	-2.23%	
	46,650,656.34	0.82%	76,244,626.59	1.67%	-0.85%	
	10,744,445.68	0.19%	5,759,257.20	0.13%	0.06%	
	505,011,234.00	8.87%	335,097,673.00	7.33%	1.54%	


1.	147,127,96 0.73	- 33,381,567. 91			230,000,00 0.00	254,321,39 2.82		89,425,000. 00
4.	219,233,65 8.45		- 43,474,658. 45					175,759,00 0.00
	366,361,61 9.18	- 33,381,567. 91	- 43,474,658. 45	0.00	230,000,00 0.00	254,321,39 2.82	0.00	265,184,00 0.00
	151,535,36 5.08				748,006,99 0.18	837,972,25 8.54		61,570,096. 72
	517,896,98 4.26	- 33,381,567. 91	- 43,474,658. 45	0.00	978,006,99 0.18	1,092,293.6 51.36	0.00	326,754,09 6.72
	0.00							0.00


	105,525,329.94	105,525,329.94		ETC
	15,704,000.00	15,704,000.00		
	33,730,692.53	31,445,369.06		
	154,960,022.47	152,674,699.00		

30,000,000.00 2024 4 3

400,087,847.21	365,438,622.23	9.48%

			50,000,000.00	100.00%			2023-01-12			195.44			





2023	54,606. 45	53,986. 73	22,751. 5	22,751. 5	0	0
------	---------------	---------------	--------------	--------------	---	---

8

	53,986.	53,986.	22,751.	22,751.	--	--	0	0	--	--
	8	73	5	5						

“

”

“

”

2023 8 28

”

(2015) 10

2023 8 28

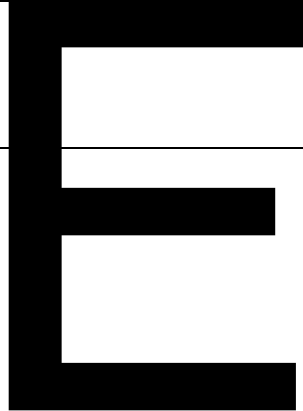
“

--	--

10%

			436,000,00 0.00	1,145,200,0 00.73	944,107,33 9.61	601,589,22 0.46	125,251,89 1.64	113,856,14 1.45
			20,000,000. 00	386,446,44 1.90	130,882,89 0.60	195,122,05 8.41	57,318,239. 22	50,136,632. 57

Sunresin SA		



" _ _ "

ESG

ESG

Q F



/

/

CO2

“ ”

“ + ”

2018

“ ”

2023

12

9

30

2022-2023

A

2023	7.17	33.4%		
2020	4,396	20%	2021	
9,446	30%	2022	21,513	
40%				
		30%		

9

3

2023		59.12%	2023 01 04	2023 01 04	http://www.cninfo.com.cn/
2022		62.15%	2023 05 23	2023 05 23	http://www.cninfo.com.cn/


10 10 10 10 10 10 10 10 10 10



					09 01	04 14	,657			,828.0 0	3,485	
		55			2017 09 01	2024 04 14	51,300 ,000			25,650 ,000.0 0	76,950 ,000	
		56			2017 09 01	2024 04 14	197,18 8			125,59 4.00	322,78 2	
		54			2019 02 22	2024 04 14	172,59 3			113,29 7.00	285,89 0	
		45			2019 07 12	2024 04 14	185,00 0			137,50 0.00	322,50 0	
		63			2021 04 14	2024 04 14	0			0.00	0	
		59			2021 04 14	2024 04 14	0			0.00	0	
		46			2021 04 14	2024 04 14	0			0.00	0	
		70			2018 12 21	2024 04 15	0			0.00	0	
		40			2021 04 14	2024 04 14	96,000			48,000 .00	144,00 0	
		49			2021 04 14	2024 04 15	92,650			46,325 .00	138,97 5	
		49			2021 04 14	2024 04 14	240,00 0			165,00 0.00	405,00 0	

		44			2021 04 14	2024 04 14	0			36,000 .00	36,000 .00	
		37			2021 12 31	2024 04 14	0			27,000 .00	27,000	
	--	--	--	--	--	--	178,42 5,046		0	89,419 ,523.0 0	267,84 4,569. 00	--

2024 4 14



2005

“ ” “ ”

CEO 50

2011

1969

1991

2005

2011

~~2067~~

1990

3513

2001

2011

1979

2009 7

2012

2018 12

2019 7

~~2070~~

1993

2004

2012

2019

2008

2021 4

1965

“ ”

1989

2019 4

2021 4

2

1

3

1984

2008 9

2013 7

2013 9

2020

“ ”

1975

1998 9

2002 7

2002 8

2012

1954

2003

2018 12

“ ”

“ ”

“ ”

1975

1.

2.

		37			86.87	
	--	--	--	--	618.4	--



1.

2.

3.

4.

2023 01 17 2023 01 17 305 08 5.

1.

2.

3.

1. 2022 3. 2022 4. 2022 5. 2022 6. 2022 7. 2022 8. 9. 10. 2023 11. 2022 m\$ 12. 5 2023 13. 2023 14. 15. 2022 16. 2023 1. 2023 08 2. 3. 4. 5.

2023 04 12 2023 04 12

2023 04 24 2023 04 26

2023 08 28 2023 08 29

	2023 12 20	2023 12 20	1. “ 02”
	2023 12 28	2023 12 30	1. < > 2. < > 3. < > 4. 5. < > 6. < > 7. < > 8. < > 9. < > 10. 2024 11. 2024

	8	8	0	0	0		2
	8	8	0	0	0		2
	8	8	0	0	0		2
	8	8	0	0	0		1
	8	8	0	0	0		1
	8	8	0	0	0		2
	8	8	0	0	0		1
	8	8	0	0	0		1
	8	8	0	0	0		1

		3	2023 04 24	1. 2022 2022 2023 6. 2023	2. 3. 2022 4. 5. 2022		
		3	2023 08 28	1. 2023			
		3	2023 10 24	1. 2023			
		1	2023 08 28	1. 2021	2. 2021 3. 2021		
		1	2023 04 24	1. 2022 2022	2.		

	774
	698
	1,472

- 1.
- 2.
- 3.

30%

1

12

2

12

30%

1.

80%

2.

40%

3.

20%

1.

2.

1.

,

“

”

1

2

ê

5.2022 2 11
2021 2021
, 270
2021

6.2022 6 10
2021 2021

7.2022 12 15
2021 2022 12
15 29.41 / 91
45

8.2023 8 28
2021 2021
2021
2021
2023

10 31



									0.00		00	0.00	
		0	0	0	0		0		27,00 0.00		19.18 00	27,00 0.00	
	--	0	0	0	0	--	0	--	794,7 81.00	207,0 01.00	0	--	1,399, 172.0 0
		2021								30,000	50,000	30,000	
		40,000	50,000						67,.,		1 2,.	0	
		67,.,	90,000	1 2,.	0	67,.	0		40,.,		1-	,300	
		40,.,	. 2,000	1-	,300	40,.	0						

Puritech						

	2024 04 22	
	http://www.cninfo.com.cn/	
		100.00%
		100.00%
		0.5% 1%
		0.5% 1%
		1% 0.5% 0.5% 1%



91610117073426803N001P

						4 1# 26mg/m 3 2# 29mg/m 3 3# 25mg/m 3	2018, GB 13271- 2014,/ GB1629 7-1996	0.745	0.75	
	pH			1		COD 500mg/L 45mg/L	GB 8978- 1996 GB/ 31962- 2015	COD 4.445 0.317	COD 17 1.53	
			+RTO	4	RTO 1 1 2	1 RTO 4.4mg/m 3 81mg/m 3 25mg/m 3 VOCs 4.473mg /m32 1# /27mg/m 3 2# 29mg/m 3	GB 31572- 2015, GB 16297- 1996, GB 14554- 93, GB16 297- 1996, DB61 /1226-	0.199 3.406 1.437 VOCs 0.531	<1.44 <7.2 3.6 VOCs <4.4663	

		2018,		GB 13271- 2014	
				COD	COD
COD	1	141.87m g/L	97.235	185 /	
		25.78mg /L.	16.15 0.82	17 /	
					B
		VOCs 18.37mg /m ³	VOCs 1.1744		
VOCs	+		0.00091	VOCs	
	+	4	9	6.2	
	+RTO	2	0.04039	/	
		4.99mg/ m ³			
		2.60mg/ m ³	5	0.04251	
		COD 30 0mg/L;			
	1	30mg/ L;PH 6- 9			(D)

”

“

“ ”

1

10

/

7.8

2

3

CO₂

CO₂



Seplite™CT

VOCs

VOCs

99.9%

VOCs



30

01

30%


20

1

2

						2015 06 01			
			1	2			2018 10 08		
			1	2	3	4	5	6	2018 10 08
			1.						2020

		2.	3.	11 04		
		4.				
		5.				
			6.			
		1.		2020 11 04		
			2.			
				2020 06 30	2021 3 24	
					2024 3 24	
		1		2020 08 06	2021 3 24	
		2020	7 7		2024 3 24	
		1		2018 10 08		
			2			
		1		2018		



			1. 2. 3. 4. 5.		2022 07 28	
	5%		1 5% 1 2 3 4		2022 12 05	
			“ ”		2023 01 09	
					2021	

				11 25		
				2021 11 25		
				2023 10 26		

^

	40%												
	34%					18.27	0.01%	1,000				2023 04 26	http://www.cninfo.com.cn/
	34%					3,557.35	2.04%	3,000				2023 04 26	http://www.cninfo.com.cn/
						1,089.38	0.63%						
				--	--	6,180.92	--	10,000	--	--	--	--	--
				2023	4	24	2023						
						3,500				500			2,000
								1,000			3,000		



P

D

1



1,00
0
02

e c g

e									
	133,954,534	39.97%			66,928,891		66,928,891	200,883,425	39.78%
1									
2									
3	133,954,534	39.97%			66,928,891		66,928,891	200,883,425	39.78%
	133,954,534	39.97%			66,928,891				
4	0	-0.02%							
	0	0.00%							
	201,143,139	60.03%	2,363,940		100,619,945	785	102,984,670	304,127,809	60.22%
1	201,143,139	60.03%	2,363,940		100,619,945	785	102,984,670	304,127,809	60.22%
2									
3									
4									
	335,097,673	100.00%	2,363,940		167,548,836	785	169,913,561	505,011,234	100.00%

1 2022 10 5 2023 6 26 10 6.42

2. 2021 2023 10 322 2,363,940

2023 10 322



2.2023 8 2

2.2023 5 23

2022

2022

2022

10

6.43

10

5

3.2023 1 7

2023 4 12



61,871,743	30,935,871	92,807,614	25%
38,475,000	19,237,500	57,712,500	25%
32,734,469	16,367,233	49,101,702	25%
166,641	75,445	242,086	25%
167,694	46,724	214,418	25%
180,000	61,875	241,875	25%
180,000	123,750	303,750	25%
84,487	19,743	104,230	25%
94,500	13,500	108,000	25%
0	20,250	20,250	25%
0	27,000	27,000	25%
133,954,534	66,928,891	0 200,883,425	-- --

10			
10			
	10		
		47,820,719	47,820,719.00
		30,935,871	30,935,871.00
		19,237,500	19,237,500.00
		16,367,235	16,367,235.00
		11,200,607	11,200,607.00
LOF		11,000,000	11,000,000.00
		7,138,500	7,138,500.00
		5,351,333	5,351,333.00
		4,949,925	4,949,925.00
		4,865,250	4,865,250.00
10	10		
	10		
5			

/

0

0.00%

5,351,333


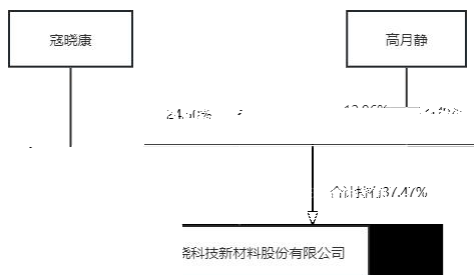
1.06%

MORGAN STANLEY &
CO.INTERNATIM AL


10 10

10 10

10			



2023 11
28





1.2023	5	23		2022			2022
		2022				2022	
			10		6.42		
10	5						92.73 /
			61.39 /			2023	6 26
2.2023	8	28					
			2021				
			2021				
			322		A		2,363,940
	2023	10	31				502,646,509
	505,010,449						

“ 02” 61.39 / 61.19 /
2023 10 31

							()	
02	2023 10 23 2029 4 16	5,460,645	546,064,50 0.00	48,400.00	785	0.00%	546,016,10 0.00	99.99%

1				1,344,267	134,426,700.00	24.62%
2				835,933	83,593,300.00	15.31%
3				711,210	71,121,000.00	13.03%
4				388,781	38,878,100.00	7.12%
5				153,198	15,319,800.00	2.81%
6				109,298	10,929,800.00	2.00%
7				104,117	10,411,700.00	1.91%
8				80,991	8,099,100.00	1.48%
9				79,931	7,993,100.00	1.46%
10				77,547	7,754,700.00	1.42%

	2024 04 22
	2024 110A012772

2023

12 31

2023

2023 12 31

2023

"

"

61

3

1

2023

248,881.78

244,595.27

98.28%

2

1

2

F9.ž

3

4

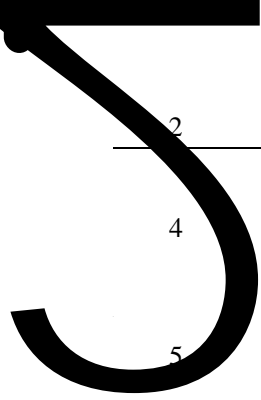
5

6

7.

@iú

s j Ńið 7RÑx0



1

1

2

3

4

5

6

	89,425,000.00	147,127,960.73
	2,252,122.93	4,729,796.85
	621,953,744.74	448,241,193.98
	61,570,096.72	151,535,365.08
	46,650,656.34	76,244,626.59
	10,657,763.41	10,111,681.76
	1,100,063,627.43	962,717,206.08
	43,338,266.56	42,095,569.33

2021

023

614,121.22

49,326.03

557,361.97

47,

1,713,373,791.02

1,708,663,587.69

386,982,509.94

3,285,266.30

3,425,267.48

39,380,470.58

30,135,153.45

65,629,680.09

67,091,659.71

30,561,603.19

25,226,655.54

525,839,530.10


125,878,736.18

2,239,213,321.12

1,834,542,323.87

	3,455,829,089.87	2,736,587,534.94
	5,695,042,410.99	4,571,129,858.81

	2023 12 31	2023 1 1
	1,741,953,607.74	1,221,412,596.68
	89,425,000.00	112,033,341.33
	1,988,138.93	2,729,796.85
	663,393,870.52	498,610,153.06
	22,361,580.93	105,955,089.17
	44,148,044.13	56,143,279.20
	90,212,636.85	97,108,496.77
	873,912,455.22	829,380,606.24
	40,178,530.81	40,998,472.24
	3,299,827.78	
	3,570,873,692.91	2,964,371,831.54
	12,471,822.00	17,048,948.10
	567,961,183.29	559,037,248.36
	175,759,000.00	219,233,658.45
	18,932,762.42	20,880,231.58



106,635,657.32

114,450,623.95

48,272,171.06

23,880,407.92


301,813.23

35,763.60

32,636,681.44

33,268,388.6

	386,982,509.94	
	174,653.82	
	6,500,000.00	
	2,051,714.26	406,622.52
	7,285,202.08	4,595,447.39
	402,994,080.10	5,002,069.91
	1,946,090,025.76	1,821,173,756.67
	505,011,234.00	335,097,673.00
	175,993,449.41	
	765,546,362.94	840,682,106.81
	22,816,629.88	
	-36,953,459.68	
	176,311,897.51	128,009,656.44
	1,068,009,692.48	848,422,227.18
	2,631,102,546.78	2,152,211,663.43
	4,577,192,572.54	3,973,385,420.10



	969,612.65	729,990.41
“ ”	817,372,339.83	611,653,286.33
“ ”	95,863,579.76	76,735,588.53
“ ”	721,508,760.07	534,917,697.80
1. “ ”		

2023

2022



1.		
2.		
3.	-36,953,459.68	
4.		
5.		
1.		
2.		
3.		
4.		
5.		
6.		
7.		
	446,068,951.03	394,709,711.79

	2023	2022
	1,916,902,290.35	1,745,839,084.41
		10,743,376.38
	70,161,690.28	19,107,352.93



1,987,063,980.63 1,775,689,813.72

801,504,396.03 710,022,846.26

221,268,964.41 182,971,009.95

183,129,414.70 91,524,693.87

111,844,915.67 67,417,396.42

1,317,747,69 4

— > ᄡᄢ: ᄢᄡᄢ ᄡ ᄡ ᄡᄢ ᄡ >

20'ᄡᄢᄡᄢ

1

9

	23,638,292.88	35,992,801.14
	268,204,830.61	160,219,231.77
	425,208,458.09	-95,920,778.99
	18,475,652.34	38,474,741.41
	973,181,736.01	488,220,574.89
	1,170,652,674.25	682,432,099.36
	2,143,834,410.26	1,170,652,674.25

	2023	2022
	1,496,030	



2023

	2,364,725.00			176,009,049.84	92,397,491.70								270,771,266.54	270,771,266.54
1	2,363,940.00				42,976,429.20								45,340,369.20	45,340,369.20
2	785.00			176,009,049.84	32,858.14								176,042,692.98	176,042,692.98
3					49,388,204.36								49,388,204.36	49,388,204.36
4														
									48,302,241.07		-		263,434,945.41	-
1									48,302,241.07		-		215,132,704.34	215,132,704.34
2														
3											-		-	-
4											215,132,704.34		215,132,704.34	215,132,704.34
	167,548,836.00			-	-									
				15,600.43	167,533,235.57									

1	167,5	-		
	48,83	167,548		
	6.00	,836.00		
2				
3				
4				
5				
6		-	15,600.	
		15,600.4	43	
		3		
1				
2				
		22,816,		-
		629.88		22,816,6
				22

2022

219,785, 441.00	17,706,8 68.16	753,672, 846.47	11,718,7 08.76	- 1,387,96 1.81	88,538,6 85.26	1,015,56 8,710.43	2,082,16 5,880.75	17,032,2 22.86	2,099,19 8,103.61
						- 20,218.0 4	- 20,218.0 4	532.85	- 19,685.1 9
219,785, 441.00	17,706,8 68.16	753,672, 846.47	11,718,7 08.76	- 1,387,96 1.81	88,538,6 85.26	1,015,54 8,492.39	2,082,14 5,662.71	17,032,7 55.71	2,099,17 8,418.42
115,312, 232.00	- 17,706,8 68.16	87,009,2 60.34	- 11,718,7 08.76	621,501. 55	39,470,9 71.18	403,768, 376.65	640,194, 182.32	- 2,785,06 5.80	637,409, 116.52
				622,400. 57		537,702, 763.60	538,325, 164.17	- 2,785,06 5.80	535,540, 098.37
5,470,00 6.00		179,144, 618.18	- 11,718,7 08.76				196,333, 332.94		196,333, 332.94

“ ”

1	- 115,500. 00				- 1,309,50 0.00								- 1,425,00 0.00		- 1,425,00 0.00
2	5,585,50 6.00				95,411,9 91.84								100,997, 497.84		100,997, 497.84
3					85,042,1 26.34	- 11,718,7 08.76							96,760,8 35.10		96,760,8 35.10
4															
									39,470,9 71.18		- 133,935, 285.97		- 94,464,3 14.79		- 94,464,3 14.79
1									39,470,9 71.18		- 39,470,9 71.18				
2															
3											- 94,464,3 14.79		- 94,464,3 14.79		- 94,464,3 14.79
4															
	109,842, 226.00			- 17,706,8 68.16	- 92,135,3 57.84						899.02				

1	109,842, 226.00	- 109,842, 226.00		
2				
3				
4				
5			-899.02	899.02
6		- 17,706,8 M0		



CS74

1
2

3												
4												
5												
6				-15,600.43	15,600.43							
1												
2												
						22,816,629. 88						- 22,816,629. 88
	505,011,23 4.00			175,993,44 9.41	765,546,36 2.94	22,816,629. 88	- 36,953,459. 68		176,311,89 7.51	1,068,009,6 92.48		2,631,102,5 46.78

2022										
	219,785,44 1.00		17,706,868 .16	753,672,84 6.47	11,718,708 .76		88,538,685 .26	587,646,90 2.34		1,655,632, 034.47

3'4'10'21
“ ”
1
2
39,470,971

219,785.44
1.00

115,312.23
2.00

5,470,006.
00

115,500.00

5,585,506.
00

17,706,868
.16

17,706,868
.16

753,672.84
6.47

87,009,260
.34

179,144.61
8.18

1,309,500.
00

95,411,991
.84

11,718,708
.76

11,718,708
.76

11,718,708
1764

899.02

8

88,511,685
26

39,470,971
.78

587,646.90
2.34

394,709.71
1.79

1,655,632.
034.47

496,579.62
8.96

394,710.61
0.81

196,333.33
2.94

1,425,000.
00

100,997.49
7.84

8

2					
	335,097,67	840,682,10	128,009,65	848,422,22	
	3.00	6.81	6.44		

			Š	
		91610131726285914J		A ,
		2023 12 31	505,011,234.00	
505,011,234	1		135	

12

Sunresin New

Materials GmbH Ionex Engineering BVBA PuriTech Ltd

3

1

2

“ ”

3

4

1

A
B
C

D

E

2

1

2

“ ”

”

“

“ ”

1

Q 2 2 f Q 2 Q f f

4

5

6

14 —

12

12

12

12

12

A

1

2

B

7

Ù

1

“

2

22 —

22 —

3

20% 20% 50%

) 20%) h

4

- % e 0

"

		5-20	5	4.75-19.00
		3-5	5	31.67-19.00
		4-5	5	23.75-19.00
		3-5	5	31.67-19.00

3 — “ ”

3

21

4

5

5

1

13 —

2

3

21

1

	50-69		--
	10		--
	8.67		--
	5		--
	10		--
	5		--

39

1

2

4

5

“ ”

42

1

2

3

1

2

”
Ý ñ

“

”

“ ”

“

“

”

1

2

2


1

2

M

1

2



22 — H Ed T Gy_ V.ž V"=1/2 AN' ypDC

-ë

œN© (æ ð >Û» N'-ë

œN© » 8ypDC

-ë

" £-ë Ed £ CtH " > * \$ £ X.ž \ AN' ypDC yC!f'ypD!f' μ



16 2022 12 31

2022

		7 5
		8.25 16.5 25 15 20 12.5 31.225 35
	20% 1.2% 12%	1.2 12
		3
		2

	15
	15
	15
	8.25 16.5
Ionex Engineering BVBA	25
PuriTech Ltd.	12.50
Sunresin New Materials Gmbh	31.225
Sunresin SA	35
	25

1 200 16.50% 200 8.25% 16.5% 20% 10

2 25% Ionex Engineering BVBA 10

25%

3 12.5%

4

15% 0.825% 15.825% Sunresin New Materials Gmbh 15.4%

5 25% 35%

1 2023 12 12 GR202361003671 15%

2023 2025

2

2020 23 2021 1 1 2030 12 31 15%

(2004 86)

2023 15%

3
GR202161003486
15%

2021 12 10
2021 2023



		136,637.07				136,637.07
		136,637.07				136,637.07



--	--

		980,000.00
		980,000.00

--	--

--	--	--	--	--	--

1	1	574,791,258.86	430,147,803.99
---	---	----------------	----------------

		1, 258, 86	%	059, 95		, 198, 91	, 305, 37		700, 36		, 605, 01
1	2	76, 531, 862, 71	11, 06%	11, 969, 583, 33	15, 64%	64, 562, 279, 38	32, 907, 079, 12	6, 59%	4, 139, 710, 55	12, 58%	28, 767, 368, 57
2	3	15, 898, 981, 44	2, 30%	4, 470, 793, 58	28, 12%	11, 428, 187, 86	9, 126, 872, 83	1, 83%	2, 195, 012, 92	24, 05%	6, 931, 859, 91
3	4	7, 085									



51,361,096.25	27,333,469.40	2,340,111.73	6,513,537.85	69,840,916.07
---------------	---------------	--------------	--------------	---------------



51,361,096.25

--	--	--	--	--

--	--

--	--	--	--	--	--

	61,570,096.72	151,535,365.08
	61,570,096.72	151,535,365.08

--	--

2023 1 1				
----------	--	--	--	--



	10,657,763.41	10,111,681.76
	10,657,763.41	10,111,681.76

	15,215,966.34	13,195,085.31
	914,176.50	993,939.82
	91,500.55	71,843.36
		10,000.00
	16,221,643.39	14,270,868.49

1	1	7,711,297.42	5,897,491.94
1	2	1,325,673.61	2,102,620.03
2	3	1,074,925.25	1,260,955.41
3		6,109,747.11	5,009,801.11
3	4	1,138,047.11	4,899,801.11

4	5			4	1,700.00					60,000.00
5					1,000.00					50,000.00
					543.39					14,270,86

		16,221								
		,643.3	100.00	5,563,87	34.30%	10,657,7	14,270,8	100.00%	4,159,18	296.57%
		9	%	9.98		63.41	68.49		6.73	81.76

1		7,711,	47.54	845,158.	10.96%	6,866,13	5,897,49	41.33%	589,749.	10.00%	5,307,74
	1	297.42	%	20		9.22	1.94		19		2.75
1	2	1,325,	8.17%	349,712.	26.38%	975,960.	2,102,62	14.73%	369,430.	17.57%	1,733,18
		673.61		70		91	0.03		34		9.69
2	3	1,074,	6.63%	416,856.	38.78%	658,069.	1,260,95	8.84%	336,927.	26.72%	924,028.
		925.25		01		24	5.41		29		12
3	4	1,138,	7.02%	647,548.	56.90%	490,498.	4,899,80	34.33%	2,761,52	56.36%	2,138,27
		047.11		81		30	1.11		7.91		3.20
4	5	4,871,	30.03								
		700.00	%								

I

878.500

1	41,500,314.03	88.96%	73,279,036.24	96.11%
1 2	3,296,180.19	7.07%	1,942,110.54	2.55%
2 3	1,359,984.01	2.91%	627,964.14	0.82%
3	494,178.11	1.06%	395,515.67	0.52%
	46,650,656.34		76,244,626.59	

1

1

9, 422, 730. 00


3, 844, 889. 67

%

20. 20

8. 24

	488,068,232.03		488,068,232.03	455,182,595.56	57,109.61	455,125,485.95
	212,663,332.95		212,663,332.95	158,533,744.42		158,533,744.42
	178,998,060.34	2,770,418.67	175,727,641.67	175,908,944.47		175,908,944.47
	28,915,946.37		28,915,946.37	32,548,656.36		32,548,656.36
R	1,102,834,046.10	2,770,418.67	1,100,063,627.43	962,774,315.69	57,109.61	962,717,206.08



	00	45		45			
--	----	----	--	----	--	--	--

--	--	--	--	--	--	--

--	--	--	--	--	--	--

	a			ê			
	14,762,776.87	844,152.13	13,918,624.74	20,909,943.87	934,674.49	19,975,269.38	
	-1,446,802.74			-2,926,321.28		-2,926,321.28	
	13,315,974.13	844,152.13	12,471,822.00	17,983,622.59	934,674.49	17,048,948.10	

-

1 2	14,762,776.87	844,152.13	5.72%
	14,762,776.87	844,152.13	

	12	()	()	
2023 1 1				

	934,674.49		90,522.36			844,152.13
	934,674.49		90,522.36			844,152.13

--	--	--	--	--

--	--

--	--	--	--	--	--

			-	
0.00	3,000,0	3,688,5		688,573
	00.00	73.60		.60
			-	
0.00	3,000,0	3,688,5		688,573
	00.00	73.60		.60

--	--	--

1.	24,770,605.52	4,191,682.20		28,962,287.72
2.	16,114,605.70	6,500,212.60		22,614,818.30
1		0.00		
2 \	16,114,605.70	6,500,212.60		22,614,818.30
3				
3.	882,016.73	149,254.88		1,031,271.61
1				
2	882,016.73	149,254.88		1,031,271.61
4.	40,003,194.49	10,542,639.92		50,545,834.41
1.	7,315,026.37	767,029.77		8,082,056.14
2.	3,155,742.71	823,450.26		3,979,192.97
1	1,934,360.20	215,160.74		2,149,520.94
2	1,221,382.51	608,289.52		1,829,672.03
3.	307,924.08	28,855.54		336,779.62
1				
2	307,924.08	28,855.54		336,779.62
4.	10,162,845.00	1,561,624.49		11,724,469.49
1.				
2.				
1				

3.

1

1.	626,795,004.00	437,594,929.10	17,497,404.70	49,020,455.82	1,130,907,793.62
2.	40,100,499.78	35,417,761.43	2,729,372.94	4,577,468.59	82,825,102.74
1	124,264.37	18,470,147.32	2,719,638.43	3,833,072.52	25,147,122.64
2	39,094,218.68	16,947,614.11	9,734.51	744,396.07	56,795,963.37
3					
4	882,016.73				882,016.73
3.	16,114,605.70	8,893,807.97	920,732.60	511,581.42	26,440,727.69
1		8,893,807.97	920,732.60	511,581.42	10,326,121.99
2	16,114,605.70				16,114,605.70
4.	650,780,898.08	464,118,882.56	19,306,045.04	53,086,342.99	1,187,292,168.67
	0.00	0.00	0.00	0.00	0.00
1.	133,659,589.26	207,813,268.84	9,885,021.15	28,137,433.43	379,495,312.68
2.	39,960,878.90	72,420,442.01	3,040,309.34	5,822,170.41	121,243,800.66
1	39,652,954.82	72,420,442.01	3,040,309.34	5,822,170.41	120,935,876.58
2	307,924.08				307,924.08
3.	1,221,382.51	8,449,117.53	654,244.04	480,538.35	10,805,282.43
1		8,449,117.53	654,244.04	480,538.35	9,583,899.92
2	1,221,382.51				1,221,382.51
	172,399,085.65	271,784,593.32	12,271,086.45	33,479,065.49	489,933,830.91
	0.00				

--	--	--	--	--	--

--	--

3 4 5	3,262,866.20	
	2,698,525.06	
	2,543,034.91	
	2,538,406.54	
	118,643,100.36	
	30,568,136.99	
	22,410,098.77	
	182,664,168.83	

--	--	--

	218,649,196.77	92,276,477.86
	22,318.89	37,503.31
	218,671,515.66	92,313,981.17



1.	18,266,998.66	485,436.89	3,388,632.94	464,984.79	268,755.67		22,874,808.95
2.	4059019.79		924,172.62	95,884.80	62,581.15	19,709.91	5161368.27
1	4,030,164.25		924,172.62	95,884.80	62,581.15	19,709.91	5132512.73
2	28,855.54						28,855.54
3.	608289.52						608289.52
1							
2	608289.52						608289.52
4.	21717728.93	485,436.89	4,312,805.56	560,869.59	331,336.82	19,709.91	27427887.7
1.	0	0		0	0		0
2.							
1							
3.							
1							
4.							
1.	210474407.17		3,696,690.52	391,529.69	255,634.77	1,162,884.69	215981146.84
2.	191,176,095.16		4,620,863.14	487,414.49	173,952.20		196,458,324.99

--	--	--	--	--	--	--

--	--	--	--	--	--	--

--	--	--	--	--	--

	74,546,866.55	11,285,807.32	52,055,956.98	7,871,650.36
	3,124,885.13	468,732.77	7,388,638.26	1,108,295.74
	37,646,704.25	9,411,676.07	50,399,440.71	12,599,860.18
	7,241,691.51	1,372,964.79	8,453,766.13	1,605,832.62
	73,703,503.17	11,055,525.48	78,250,778.65	11,737,616.80
	3,899,347.53	944,125.54	3,924,593.48	977,572.01
	32,880,470.58	8,220,117.65	30,135,153.44	7,533,788.36
	30,575,000.00	4,586,250.00		
	43,474,658.45	6,521,198.77		
	307,093,127.17	53,866,398.39	230,608,327.65	43,434,616.07

		30,561,603.19		25,226,655.54
--	--	---------------	--	---------------

		3,959,300.83		
		58,387,988.58		58,637,893.58
		9,982,184.92		6,425,828.46

2029		3,959,300.83		
		3,959,300.83		

	10,744,445.68		10,744,445.68	5,759,257.20		5,759,257.20
	10,744,445.68		10,744,445.68	5,759,257.20		5,759,257.20

	105,525,329.94	105,525,329.94		ETC	174,752,501.59	174,752,501.59	ETC
	33,730,692.53	31,445,369.06			33,730,692.53	32,079,004.68	
	15,704,000.00	15,704,000.00			9,707,493.51	9,707,493.51	
	154,960,022.47	152,674,699.00			218,190,687.63	216,538,999.78	

30,000,000.00 2024 4 3

	35,041,051.34	20,025,483.34
	8,011,855.56	7,810,923.60
	43,052,906.90	27,836,406.94

35,041,051.34

--	--	--	--	--

--	--	--

	223,163,274.93	217,474,417.52
	223,163,274.93	217,474,417.52

0.00

	262,374,936.52	214,138,554.92
	37,658,537.01	57,870,105.02
	22,462,287.43	17,199,762.02
	322,495,760.96	289,208,421.96

	65,778,970.28	35,375,609.10
	2,942,710.62	4,135,000.62
	185,500.32	135,360.13
	5,020,603.94	3,240,157.19
	73,927,785.16	42,886,127.04

	29,302,761.29	
	26,707,021.84	
	9,459,830.77	
	621,435.51	
	400,000.00	
	66,491,049.41	

Ä

и,

002

	00' 01' 0015' 5'	

[Redacted]

[Redacted]

[Redacted]

9..

	20,036,351.01	226,483,139.28	220,810,108.77	25,709,381.52
--	---------------	----------------	----------------	---------------

1	19,997,036.39	188,755,075.96	183,078,257.95	25,673,854.40
2		8,948,697.07	8,948,697.07	
3	245.80	6,818,945.11	6,819,126.16	64.75
		6,201,919.23	6,201,919.23	
	245.80	528,169.53	528,350.58	64.75
		88,856.35	88,856.35	
4		7,854,143.20	7,854,143.20	
5	39,068.82	373,643.30	389,090.10	23,622.02
	20,036,351.01	212,750,504.64	207,089,314.48	25,697,541.17

1		13,181,018.35	13,175,838.67	5,179.68
2		551,616.29	544,955.62	6,660.67
		13,732,634.64	13,720,794.29	11,840.35

	14,702,875.33	30,659,107.69
	109,780,047.58	87,754,021.82
	665,632.23	1,151,397.62
	1,088,582.18	2,303,688.90
	1,241,012.74	1,135,581.95
	1,004,020.48	1,004,020.40
	290,575.56	167,861.10
	781,132.16	1,659,068.15
	211,422.48	420,826.05
	129,765,300.74	126,255,573.68

--	--	--

	614,081.22	499,326.03
	614,081.22	499,326.03

	55,432,361.97	47,558,906.69
	360,000.00	
	55,792,361.97	47,558,906.69

--	--

	386,982,509.94	
	386,982,509.94	

02	546,0 64,50 0.00	0.4%;0.6 %;1.1%; 1.8%;2.5 %;3.0%	20 23. 4.1 7	6	546,0 64,50 0.00		546,0 64,50 0.00	1,956, 682.3 6	- 160,9 90,27 2.42	48,40 0.00		386,9 82,50 9.94	
	—				546,0 64,50 0.00		546,0 64,50 0.00	1,956, 682.3 6	- 160,9 90,27 2.42	48,40 0.00		386,9 82,50 9.94	—

16

2023 4 17 2029 4

2023 4 22

2023 10 23 2029 4 16

	3,690,432.99	3,695,436.69
	208,914.53	229,156.82
	-614,081.22	-499,326.03
	3,285,266.30	3,425,267.48

2023

84,275.92

-

32,880,470.58
6,500,000.00

30,135,153.45

2020	200,000.00	40,000.00	160,000.00
2020	73,800.00	24,600.00	49,200.00
2019	800,000.00	400,000.00	400,000.00
2022	2,510,000.00	1,004,000.00	1,506,000.00
2022	450,000.00	64,285.74	

2023 12 31

46

			5,460,645.00	176,009,049.84	484.00	15,600.43	5,460,161.00	175,993,449.41
			5,460,645.00	176,009,049.84	484.00	15,600.43	5,460,161.00	175,993,449.41

735,885,264.61
104,79:9

91,827,527.77

167,548,836.00

660,163,956.38

44,255,364.45

-

5,132,839.91

-

5,132,839.91

48,802,640.00

-

-

48,802,640.00

22,816,629.8



Λ

!

..

g

4Vr

@

a

-35,090,907.48 ;

0.00

--	--	--	--	--

3 — “ ”

	128,009,656.44	48,302,241.07		176,311,897.51
	128,009,656.44	48,302,241.07		176,311,897.51

		1,419,145,953.15		1,015,568,710.43
	+ —	170,915.89		-20,218.04
		1,419,316,869.04		1,015,548,492.39
		717,032,641.13		537,702,763.60
				899.02
		48,302,241.07		39,470,971.18
		215,132,704.34		94,464,314.79
] 0310801070401181080		c 5,872,914,564.76	d	j 1,419,316,869.04

0310801070401181080

€ 9.



--	--	--	--	--	--	--

2,688,207,847.13

	ፅ ገ'የፅ	
--	--------	--

	7,934,128.12	6,286,515.32
	5,713,886.74	5,265,248.28
	4,735,347.48	3,940,300.91
	4,016,081.28	3,782,892.72
	1,163,432.27	1,613,885.92
	801,963.14	2,225,816.76
	24,364,839.03	23,114,659.91

	37,698,478.54	36,944,444.38
	15,318,678.39	16,974,707.72
	12,299,386.44	11,576,946.33
	12,411,419.99	22,453,157.76
	11,576,668.14	5,622,786.01
	5,290,753.24	4,687,162.97
	4,383,514.90	2,488,488.92
	9,038,857.13	8,878,366.85
	108,017,756.77	109,626,060.94

64

--	--	--

	-33,381,567.91	3,152,984.70
	-33,381,567.91	3,152,984.70

	-4,326,065.07	275,636.37
	5,929,790.15	2,997,468.46
		38,981,944.62
	1,603,725.08	42,255,049.45

	-136,637.07	
	-24,882,059.92	-16,020,905.03
	-1,404,693.25	-2,171,925.30
	90,522.36	-934,674.49
	-26,332,867.88	-19,127,504.82

“_”	-316,262.58	-10,650.75

		255,037.49	
	19,760.00	63,780.00	19,760.00
	19,760.00	318,817.49	19,760.00

	125,900.00		125,900.00

	762,149.38
	-4,605,860.63
	1,694,894.64
	648,909.76
	95,863,579.76

	5,326,449.11	4,106,829.36
	18,316,186.47	7,747,561.95
	17,452,733.56	
	28,409,415.15	7,189,181.62
	656,905.99	63,780.00
	70,161,690.28	19,107,352.93

	21,422,679.47	14,712,804.81
	19,125,876.56	8,179,218.39
	14,561,191.43	8,114,589.71
	15,688,290.65	5,239,402.51
	8,987,326.26	6,546,472.41
	4,400,835.55	1,172,436.87
	6,590,762.24	5,310,015.54
	1,088,548.99	728,727.93
	91,513.00	339,170.22
	19,887,891.52	17,074,558.03
	111,844,915.67	67,417,396.42

--	--	--


	254,321,392.82	180,000,000.00
	254,321,392.82	180,000,000.00

--	--	--

	230,000,000.00	283,974,976.03
	230,000,000.00	283,974,976.03

--	--	--

ସଂଖ୍ୟା ଓ ଟଙ୍କା



	973,181,736.01	488,220,574.89

--	--

	2,143,834,410.26	1,170,652,674.25
	800,359.64	272,920.07
	2,135,848,401.04	1,170,379,754.18
	7,185,649.58	
		1,170,379,754.18
	2,143,834,410.26	1,170,652,674.25

--	--	--	--

	105,525,329.94	174,752,501.59	ETC
	105,525,329.94	174,752,501.59	

“ ”

	127,201,700.54	7.0827	900,931,484.41
	20,256,960.13	7.8592	159,203,501.05
	10,589.79	0.9062	9,596.47
	48,634.80	0.0081	393.94
	12,099,074.00	7.0827	85,694,111.42
	4,757,142.26	7.8592	37,387,332.45
	3,360.00	0.9062	3,044.83
	55,469.80	7.0827	392,875.95
	446,571.30	7.8592	3,509,693.16
	359,522.94	7.0827	2,546,393.13
	12,105.25	7.8592	95,137.58
	86,696.23	7.8592	681,363.01

--	--	--	--	--	--	--	--

--	--	--	--	--	--	--	--

--	--	--	--	--	--	--	--

--	--	--	--	--	--	--	--	--	--

--	
--	
--	
--	
--	

œ

€

1	2023	1	12		
5,000				70%	30%
2	2023	8	29		
5,000				100%	
3				Sunresin SA	95%
				Sunresin SA	10

	436,000,000.00				100.00%	0.00%	
	115,000,000.00				60.00%	0.00%	
	20,000,000.00				100.00%	0.00%	
	50,000,000.00				100.00%	0.00%	
Puritech Limited	4,880,000.00				0.00%	100.00%	
Ionex Engineering BV	120,000.00				0.00%	100.00%	
Sunresin SA	100,000.00				0.00%	95.00%	
Sunresin New Materials GmbH	500,000.00				100.00%	0.00%	
	10,000,000.00				100.00%	0.00%	
	20,000,000.00				75.00%	0.00%	
	50,000,000.00				70.00%	30.00%	
	50,000,000.00				100.00%	0.00%	

Puritech Limited Ionex Engineering BV Sunresin New Materials GmbH

Sunresin SA

--	--	--	--	--

	40.00%	4,674,083.98		18,921,773.89

20%

20%

	/	/
--	-4,625,038.32	
--		
--	-4,625,038.32	
	10,054,487.29	4,130,552.36
--	71,350.22	213,839.86
--		
--	71,350.22	213,839.86

		1,000,000.00				1,000,000.00	
--	--	--------------	--	--	--	--------------	--

			19,778,284.30			12,203,809.82	

1

1

1

a

	43,052,906.90			43,052,906.90
	223,163,274.93			223,163,274.93
	322,495,760.96			322,495,760.96
	73,927,785.16			73,927,785.16
	614,081.22			614,081.22
	55,792,361.97			55,792,361.97
			386,982,509.94	386,982,509.94
		1,210,139.17	2,075,127.13	3,285,266.30
	719,046,171.14	1,210,139.17	389,057,637.07	1,109,313,947.38

	27,836,406.94			27,836,406.94
	217,474,417.52			217,474,417.52
	289,208,421.96			289,208,421.96
	42,886,127.04			42,886,127.04
	499,326.03			499,326.03
	47,558,906.69			47,558,906.69
		964,093.53	2,461,173.95	3,425,267.48
	625,463,606.18	964,093.53	2,461,173.95	628,888,873.66

31 39.32% 2022 12 31 40.13% 2023 12

--	--	--	--	--



	--	--	--	--
			89,425,000.00	89,425,000.00
2			61,570,096.72	61,570,096.72
4			175,759,000.00	175,759,000.00
			326,754,096.72	


	89,425,000.00			2.3%-6.40%
	175,759,000.00			—

	147,127,960.73			-27,451,777.76		230000,000.00			260,251,182.97	89,425,000.00	-30,575,000.00
				645,452.05		90,000,000.00			90,645,452.05		
	45,184,044.06			-30,230,813.14		60,000,000.00			66953230.92	8,000,000.00	-32,000,000.00
	101,943,916.67			2,133,583.33		80,000,000.00			102,652,500.00	81,425,000.00	1,425,000.00
	151,535,365.08					61,570,096.72			151,535,365.08	61,570,096.72	
	219,233,658.45				-43,474,658.45					175,759,000.00	
	517,896,984.26			-27,451,777.76	-43,474,658.45	291,570,096.72			411,786,548.05	326,754,096.72	-30,575,000.00

	-	35,573,451.35	30,000,000		
	-	10,893,805.31			

/







	19.18 /	13	23	
	19.18 /	13	23	
	19.18 /	13	23	
	19.18 /	13	23	

2022	2	11					
		2021			2021		
						2022	2
11			44.55 /		270		
2022	6	10					
		2021				2021	
						44.55 /	29.41
/			300	450		270	405
			30	45			
2022	12	15					
		2021					
2022	12	15				29.41 /	
			91	45			
2023	8	28					
		2021					2022
						29.41 /	
19.18 /			450	675		405	607.5
			45	67.5			



	BS
	176,569,362.00
	44,255,364.45

	13,153,170.75	
	12,411,419.99	
	10,522,573.15	
	8,168,200.56	
	44,255,364.45	

--	--	--	--

	2024	4	18	2023
	10			5.68

2017 12

2024 3

650

2023

650

--	--	--	--

--	--	--

--	--	--	--	--	--	--

W w O o K k

~~W~~ w O o F f

	2,670,66 3.00	0.36%	2,670,66 3.00	100.00%	0.00	2,670,66 3.00	0.49%	2,670,66 3.00	100.00%
ROSAT OM	664,357. 26	0.09%	664,357. 26	100.00%	0.00	653,279. 48	0.12%	653,279. 48	100.00%
	863,762. 20	0.12%	863,762. 20	100.00%	0.00	863,762. 20	0.16%	863,762. 20	100.00%
						1,271,08 3.73	0.23%	1,271,08	

1	532,278,474.35	30,446,328.74	5.72%
1 2	155,190,198.08	24,271,746.98	15.64%
2 3	38,136,338.15	10,723,938.29	28.12%
3 4	5,635,738.76	2,482,542.92	44.05%
4 5	401,022.77	323,344.66	80.63%
5	5,253,010.81	5,253,010.81	100.00%
	736,894,782.92	73,500,912.40	

	52,147,187.07	33,337,129.37	1,271,083.73	6,513,537.85	77,699,694.86
	52,147,187.07	33,337,129.37	1,271,083.73	6,513,537.85	77,699,694.86

--	--	--	--	--

				6,513,537.85

--	--	--	--	--	--

--	--	--	--	--	--

	163,044,936.12	0.00	163,044,936.12	20.80%	17,363,342.14
	122,425,180.63	22,103,874.97	144,529,055.60	18.44%	8,267,061.98
	32,265,737.27	0.00	32,265,737.27	4.12%	7,524,324.00
	32,176,662.94	0.00	32,176,662.94	4.11%	1,840,505.12
	28,040,294.69	0.00	28,040,294.69	3.58%	4,166,524.50
	377,952,811.65	22,103,874.97	400,056,686.62	51.05%	39,161,757.74

	90,212,636.85	97,108,496.77
	90,212,636.85	97,108,496.77

--	--	--

--	--	--	--	--

--	--	--	--	--

--	--

--	--	--	--	--	--

()		
-----	--	--

()				
-----	--	--	--	--

--	--	--	--	--

--	--

--	--	--	--	--	--

--	--	--	--	--	--

	8,623,027.13	6,619,911.64
	583,713.29	923,658.61
	143,472,045.58	139,677,095.95

		12	()	()
2023	1	1	2,361,046.81	



3,836, , ,



	1,976,673,303.86	1,127,390,114.38	1,549,607,222.57	937,912,896.41
	17,609,449.36	14,031,903.71	10,534,605.87	6,847,051.45
	1,994,282,753.22	1,141,422,018.09	1,560,141,828.44	944,759,947.86

	1	2		

1,159,673,3 643,560,-,2 ò
91.34

--	--

0.67

	1,976,673,303.86	1,127,390,114.38					1,976,673,303.86	1,127,390,114.38

--	--	--	--	--	--	--

2,616,864,191.03

--	--	--

	-4,326,065.07	275,636.37
	3,762,904.47	1,886,431.96
		38,981,944.62
	-563,160.60	41,144,012.95

	-316,262.58	--
	19,778,284.30	--
	-27,451,777.76	
	2,340,111.73	

		--
	-949,852.65	--
	556,638.72	
	-742,233.44	
	1,092,877.54	
	-6,393,502.34	--

1 —

		/	/
	23.12%	1.43	1.41
	23.32%	1.44	1.43