
2020 9 2

1

| | | | | |
|----------|------|---|----------|-----------|
| | | | | 1.5 |
| | 2020 | 6 | 30 | 54,515.75 |
| 50,160.5 | | | 9,005.42 | 3,273.27 |
| | | | | -4,699.6 |
| | | | 2.51 | 1.16 |
| | | | 1 | |

2

2020 30

| | |
|--|--|
| | |
| | |

| | |
|--|--|
| | |
| | |
| | |
| | |
| | |
| | |
| | |
| | |

| | | | | | | | | | |
|--|--|--|--|--|--|--|--|--------|--|
| | | | | | | | | | |
| | | | | | | | | | |
| | | | | | | | | | |
| | | | | | | | | 624.44 | |

riAoo

2020 30

624.44

Ionex

Engineering BVBA

1

2017 2018 2019



| | | | | |
|---------|------------------|-----------------|--|-------------------|
| 2019 | | | | |
| | 20,461.83 | 1,300.00 | | -19,161.83 |
| | 18,053.10 | | | -18,053.10 |
| | 38,514.93 | 1,300.00 | | -37,214.93 |
| 2020 1- | | | | |
| | | | | |
| | | | | |

2018

2.7

2019

1,300.00

2019

2019

"

"



| | | 2019 12 31 | 2018 12 31 | 2017 12 31 |
|--|--|------------|------------|------------|
| | | 59,003.97 | 87,601.59 | 22,875.08 |

2020-2022

30%

2019

2020-2022

2020-2022

| | 2019 | | 2020 2022 | | |
|------------------|------------|---------|------------------|------------|------------|
| | | | 2020 | 2021 | 2022 |
| | 101,193.03 | 100.00% | 131,550.94 | 171,016.22 | 222,321.09 |
| | 23,299.92 | 23.03% | 30,289.90 | 39,376.86 | 51,189.92 |
| | 6,687.30 | 6.61% | 8,693.49 | 11,301.54 | 14,692.00 |
| | 31,568.25 | 31.20% | 41,038.73 | 53,350.34 | 69,355.45 |
| | 1,066.79 | 1.05% | 1,386.83 | 1,802.88 | 2,343.74 |
| | 62,622.26 | 61.88% | 81,408.94 | 105,831.62 | 137,581.11 |
| | 765.39 | 0.76% | 995.01 | 1,293.51 | 1,681.56 |
| | 30,221.22 | 29.86% | 39,287.59 | 51,073.86 | 66,396.02 |
| | 10,669.06 | 10.54% | 13,869.78 | 18,030.71 | 23,439.92 |
| | 41,655.67 | 41.16% | 54,152.37 | 70,398.08 | 91,517.51 |
| - | 20,966.59 | 20.72% | 27,256.57 | 35,433.54 | 46,063.60 |
| 2020-2022 | | | 25,097.01 | | |

2

1

2017 2020 1-

%

| | | | 2019 | 2018 | 2017 |
|--|--|--|------------|-----------|-----------|
| | | | 101,193.03 | 63,198.68 | 44,424.25 |
| | | | 100,861.16 | 63,018.03 | 44,333.70 |

2017

%

| | | | |
|--|--|--|--|
| | | | |
| | | | |

2017 2020 1-

2020

2

| | | | |
|-----------|--|----------|-----------|
| 2017 | | 4,361.19 | 15,508.21 |
| 46,883.24 | | | 9.84% |
| 24.61% | | | |





3

1



1

2

2017 -2019

1 2020

2 2020 1- 2020
2020

3

4 2020 1-

5 2020 1-
2020 1-

6 2020 1-

7 2020 1-

8

9

10 2020 1-

11

12 2020

2
2020 8 19

2,175

1

| | |
|--|--|
| | |
| | |
| | |



| | |
|--|--|
| | |
| | |
| | |
| | |

3 ---

2016 1 27
SE9613

| | | | |
|--|--------------------|------------|--------|
| | 91110108MA003C5M83 | | |
| | 2016 1 27 | | 80,800 |
| | | 27 15 1501 | |
| | | 61.88% | |
| | | 24.75% | 12.38% |
| | | 0.99% | |
| | | " 1 | |
| | 2 | | 3 |
| | 4 | | 5 |
| | | " | 2020 |
| | 01 | | |

1 1

2

20%

20

1% 150

3

2%/

2%/

4

LP GP"

"

"

1

2

1

1

#

“ ”

| | | | |
|--|--|--|--|
| | | | |
| | | | |
| | | | |
| | | | |
| | | | |
| | | | |
| | | | |
| | | | |
| | | | |
| | | | |







30%

1

2

12

3

4

2

3





2015

00001-3 2015 00001-4
12.70 5 /

2

" "

| | |
|--|--------------------|
| | |
| | |
| | 91610117MA6U5M598L |
| | 2017 6 15 |
| | |
| | 1,500 |
| | |
| | |
| | |



3

| 2018 | 2019 | 2020 | 6 |
|-------------|-----------|-----------|---|
| 16,498.84 | 23,299.92 | 34,405.32 | |
| 0 20,081.77 | 19,302.04 | | |

1

2

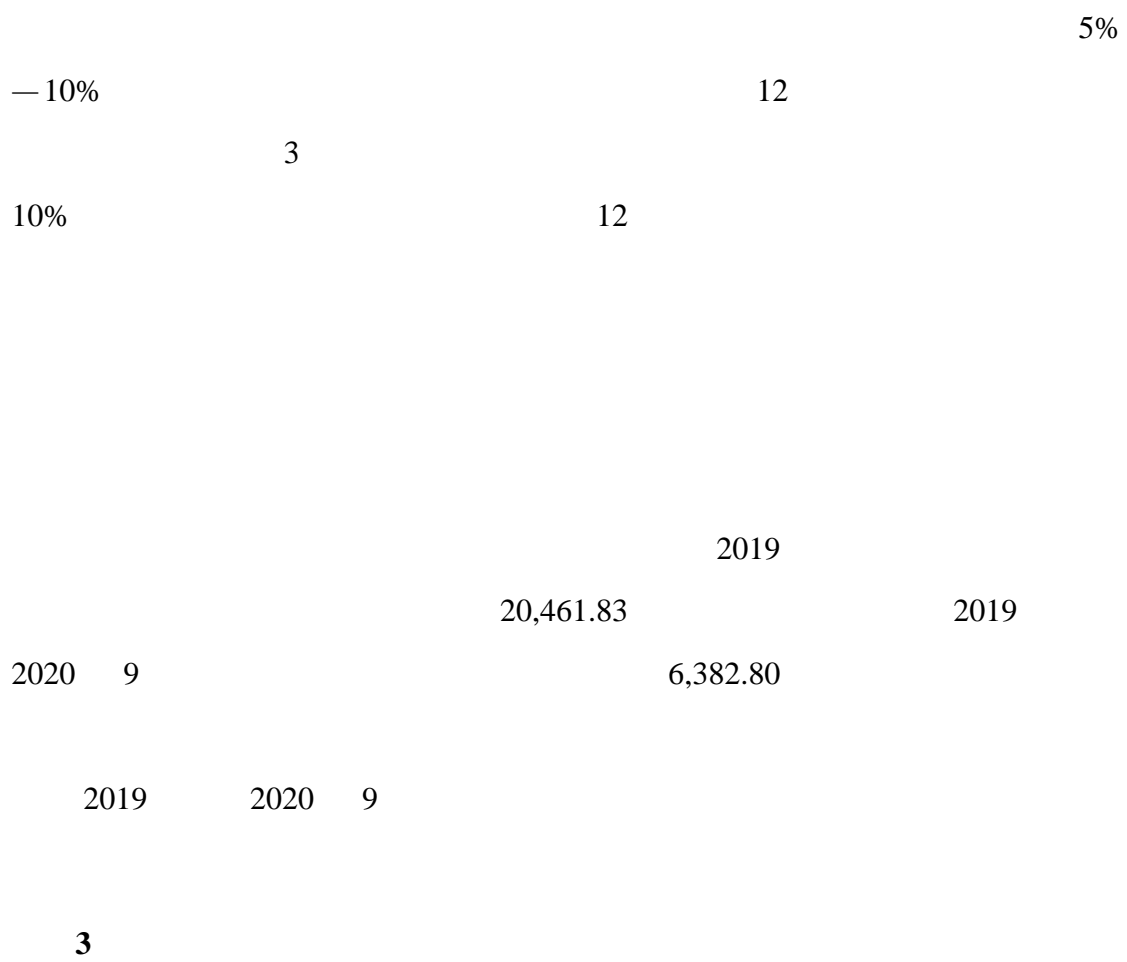
2018 2019

2018 2019

| | | | |
|--|--|------|------|
| | | 2019 | 2018 |
|--|--|------|------|



| | | | | |
|-----------|---|--------|-----------|------|
| | | 2017 | 39,193.32 | 2019 |
| 53,925.60 | | 17.30% | | |
| " | + | + | " | |



"

"

2012

" C26

"

| | | | 2019 12 31 /2019 | 2018 12 31 /2018 |
|--|--|--|-----------------------------|-----------------------------|
| | | | 59,926.89 | 63,804.59 |
| | | | 106,607.44 | 92,832.58 |

3

3
2019

" + + "

%

| | 2019 12 31 | | | |
|--|-------------------|-----------------|--------------|------------------|
| | | | | |
| | 7,939.35 | 1,723.63 | 21.71 | 6,215.72 |
| | 19,408.95 | 2,324.75 | 11.98 | 17,084.20 |
| | 27,348.30 | 4,048.38 | 14.80 | 23,299.92 |
| | 2018 12 31 | | | |
| | | | | |
| | 259.15 | 259.15 | 100.00 | |
| | 19,035.75 | 2,536.91 | 13.33 | 16,498.84 |
| | 19,294.91 | 2,796.06 | 14.49 | 16,498.84 |

2

2018 2019 2020 9

%



| | | | | | | | | | |
|---|---|---------------|--|------------------|---------------|-----------------|------------------|---------------|-----------------|
| 1 | | | | 14,538.92 | 74.91 | 726.95 | 14,334.57 | 75.30 | 716.73 |
| 1 | 2 | | | 2,435.05 | 12.55 | 243.51 | 1,528.74 | 8.03 | 152.87 |
| 2 | 3 | | | 880.89 | 4.54 | 264.27 | 711.27 | 3.74 | 213.38 |
| 3 | 5 | | | 928.12 | 4.78 | 464.06 | 2,014.49 | 10.58 | 1,007.24 |
| 5 | | | | 625.97 | 3.22 | 625.97 | 446.68 | 2.35 | 446.68 |
| | | 100.00 | | 19,408.95 | 100.00 | 2,324.75 | 19,035.75 | 100.00 | 2,536.91 |

2019

1 2018

74.29% 81.66%

1

3

2018 2019

| | 2018 | | | | | 2019 | % |
|-----|-----------|-----------|----------|-----------|----------|-----------|-------|
| 1 | 14,334.57 | 22,332.86 | - | 11,899.52 | 2,435.05 | 22,332.86 | 83.01 |
| 1 2 | 1,528.74 | - | 2,435.05 | 647.84 | 880.89 | 2,435.05 | 42.38 |
| 2 3 | 711.27 | - | 880.89 | 193.58 | 517.69 | 880.89 | 27.22 |
| 3 4 | 1,558.23 | - | 517.69 | 1,002.39 | 555.83 | | |

| | | | | |
|-----|--|--|--|--|
| | | | | |
| 1 | | | | |
| 1 2 | | | | |
| 2 3 | | | | |
| 3 4 | | | | |
| 4 5 | | | | |
| 5 | | | | |
| | | | | |
| | | | | |

2018

2019

| | | | % | |
|-------------------|-----------------|---------------|---------------|--|
| 2020 30 | | | | |
| | | | 100.00 | |
| | | | 100.00 | |
| 2019 12 31 | | | | |
| | 6,382.80 | 638.28 | 10.00 | |
| | 267.07 | 267.07 | 100.00 | |
| | 6,649.87 | 905.35 | | |
| 2018 12 31 | | | | |
| | 259.15 | 259.15 | 100.00 | |
| | 259.15 | 259.15 | | |

2018 2019 2020

2019

6,382.80

6

%

| 1 | 5.00 | 5.00 | 5.00 | 5.00 |
|-----|--------|--------|--------|--------|
| 1 2 | 10.00 | 10.00 | 10.00 | 10.00 |
| 2 3 | 20.00 | 30.00 | 20.00 | 30.00 |
| 3 4 | 30.00 | 50.00 | 50.00 | 50.00 |
| 4 5 | 50.00 | 80.00 | 80.00 | 50.00 |
| 5 | 100.00 | 100.00 | 100.00 | 100.00 |

2 3

30%

2018 2019

0

20,081.77

%

| | | | | | |
|--|--|--|--|--|--|
| | | | | | |
| | | | | | |

4

1

3000t/a

1

120

1

1

5

1

1

| | | | |
|--|--------------------|--|--------|
| | 91632800MA752FC459 | | |
| | 2016 5 26 | | 10,000 |

| | |
|--|------|
| | |
| | 100% |
| | |

2

3000t/a

,

2

1

| | |
|--|--------------------|
| | |
| | 91632800710559116R |
| | 2004 1 17 |

3

| 1 | | | 66,667 | 7.50% |
|---|--|--|--------|--------|
| 2 | | | 10,300 | 49.51% |

3

2019

5.00%



5 2020 6

6

7



2018 2019

2020

1

1 2020 ;

2

3

2 2020

2020

3 2020

4 2020

5 2020

6

1

2020 1-

7

8 2018 2019 2020 6

9

10

4

999


1

2

999

1-62

| | | | | |
|--|--|--|--|--|
| | | | | |
|--|--|--|--|--|





"

"

"

"

"






《关于王正立、为王正立减持科林新材料股份有限公司股份的公告》

科林新材料股份有限公司
KOLIN MATERIALS CO., LTD.

巨潮资讯网
www.cninfo.com.cn



2020 10

保荐机构重审及声明

本人已认真阅读《中国证监会行政许可项目审查一次反馈意见通知书》（180145号）的全部内容，

《反馈意见（修订稿）》的全部内容，了解报告涉及问题的核查过程、本公司的内核和风险控制流程，确认本次公司招股说明书不存在虚假记载、误导性陈述或者重大遗漏，并对其真实性、准确性、完整性及不存在虚假记载、误导性陈述或者重大遗漏承担相应的法律责任。

本人承诺：如因存在虚假记载、误导性陈述或者重大遗漏，导致对招股说明书的真实性、准确性、完整性产生任何影响的，本人将依法承担连带赔偿责任，并承担由此引起的民事诉讼和刑事责任。

III

2018年10月

